

---

**A PROFILE OF ABORIGINAL PEOPLE,  
FIRST NATIONS AND INDIAN RESERVES  
IN GREATER VANCOUVER**

---

**June 2003**

**Greater Vancouver Regional District**

POLICY & PLANNING DEPARTMENT

4330 Kingsway, Burnaby, B.C., Canada V5H 4G8

Tel: 604.432.6375 Fax: 604.436.6970

Web: [www.gvrd.bc.ca](http://www.gvrd.bc.ca)

---

**TABLE OF CONTENTS**

|                                                                                    | <b>Page</b> |
|------------------------------------------------------------------------------------|-------------|
| <b>1.0 INTRODUCTION .....</b>                                                      | <b>3</b>    |
| <b>1.1 PURPOSE .....</b>                                                           | <b>3</b>    |
| <b>1.2 OVERVIEW .....</b>                                                          | <b>3</b>    |
| <b>1.3 AUDIENCES .....</b>                                                         | <b>3</b>    |
| <b>1.4 SOURCES OF INFORMATION .....</b>                                            | <b>4</b>    |
| <b>1.5 TERMINOLOGY .....</b>                                                       | <b>4</b>    |
| <b>2.0 ABORIGINAL PEOPLE IN GREATER VANCOUVER .....</b>                            | <b>6</b>    |
| <b>2.1 ABORIGINAL POPULATION GROWTH, 1996-2001 .....</b>                           | <b>6</b>    |
| <b>2.2 REGIONAL AND MUNICIPAL ANALYSES .....</b>                                   | <b>6</b>    |
| <b>3.0 FIRST NATIONS IN THE GREATER VANCOUVER REGION .....</b>                     | <b>10</b>   |
| <b>3.1 AREA OVERVIEW .....</b>                                                     | <b>10</b>   |
| <b>3.2 A PROFILE OF FIRST NATIONS IN THE GREATER VANCOUVER REGION .....</b>        | <b>11</b>   |
| Katzie First Nation.....                                                           | 11          |
| Kwantlen First Nation.....                                                         | 13          |
| Kwikwetlem First Nation.....                                                       | 15          |
| Matsqui First Nation.....                                                          | 17          |
| Musqueam Indian Band .....                                                         | 19          |
| Qayqayt First Nation.....                                                          | 21          |
| Semiahmoo First Nation.....                                                        | 23          |
| Squamish Nation.....                                                               | 25          |
| Tsawwassen First Nation.....                                                       | 27          |
| Tsleil-Waututh Nation .....                                                        | 29          |
| <b>4.0 INDIAN RESERVES IN GREATER VANCOUVER .....</b>                              | <b>31</b>   |
| <b>4.1 INDIAN RESERVES : THE ABORIGINAL EXPERIENCE.....</b>                        | <b>31</b>   |
| <b>4.2 A COLLECTIVE PROFILE OF INDIAN RESERVES IN GREATER VANCOUVER .....</b>      | <b>32</b>   |
| <b>4.3 GVRD POLICY GUIDELINES ON UTILITY SERVICE PROVISION.....</b>                | <b>37</b>   |
| <b>4.4 GVRD INTERESTS WITHIN INDIAN RESERVES .....</b>                             | <b>37</b>   |
| <b>5.0 SUMMARY OF FINDINGS .....</b>                                               | <b>41</b>   |
| <b>6.0 ATTACHMENTS .....</b>                                                       | <b>45</b>   |
| Attachment 1: Glossary of Selected Terms .....                                     | 45          |
| Attachment 2: Pronunciation Guide of Selected First Nation Names .....             | 52          |
| Attachment 3: A Chronology of the Origins of Indian Reserves in BC, 1763-1938..... | 53          |
| Attachment 4: Indian Reserve Population in Greater Vancouver, 1921-2001 .....      | 56          |
| Attachment 5: A Demographic Profile of Indian Reserves in Greater Vancouver .....  | 57          |
| Attachment 6: Bibliography .....                                                   | 84          |

---

## **1.0 INTRODUCTION**

### **1.1 Purpose**

The purpose of this document is two-fold:

1. There has been limited comparative analysis of demographic characteristics of Indian Reserves in the Greater Vancouver region to date. Yet Indian Reserves are significantly important in terms of potentially becoming future Treaty Settlement Lands (TSL). With Agreements-in-Principle becoming a reality at treaty tables across BC and in the Greater Vancouver area, this document is intended to serve as both an introduction to these topics and as a foundation for future research. The pertinent data has been compiled into this document for easy reference purposes.
2. The Greater Vancouver Regional District (GVRD) has specific interests (particularly land, infrastructure, leases and Rights-of-Way) on Indian Reserves which could be significantly impacted by what happens after treaty negotiations. Therefore, an identification of the GVRD's current and specific interests on Indian Reserves is both a timely and necessary reference.

In addition to this document, the Policy and Planning Department has also published a Census bulletin (in January 2003), to coincide with the release of the 2001 Census data. Another product, the 2001 Aboriginal population distribution map of the region, was published in May 2003 and supercedes the 1996 Census map. All of these documents are available on the GVRD's web site ([www.gvr.bc.ca](http://www.gvr.bc.ca)).

### **1.2 Overview**

This document is organized into three major sections. The second section, following this Introduction, presents a profile of Aboriginal people in Canada, BC and Greater Vancouver region. Section Three presents comparative information on each of the ten First Nations in the region. Section Four provides a demographic profile of residential Indian Reserves within the region and identifies the GVRD's current interests on those lands. The profiles of First Nations and Indian Reserves, in this document, are provided in an easy-to-use format which allows for quick reference and photocopying purposes.

### **1.3 Audiences**

There are several key audiences for this document:

- GVRD and municipal staff as well as elected officials
- Lower Mainland Treaty Advisory Committee (LMTAC) and its member jurisdictions
- Treaty negotiators, researchers and other Provincial and Federal government staff
- BC Treaty Commission (BCTC) officials and advisers
- Other interest groups in the treaty process or those involved with Aboriginal issues
- First Nations (including those not involved in treaty negotiations)
- Members of the media
- Students and academics
- The public at-large

#### 1.4 Sources of Information

Information used in the development of this document includes published reports, statistical profiles and web sites from the following sources:

- Statistics Canada, 2001 Census data
- Department of Indian and Northern Affairs Canada (INAC)
- BC Government (various Ministries)
- Greater Vancouver Regional District (GVRD)
- Lower Mainland Treaty Advisory Committee (LMTAC)
- BC Treaty Commission (BCTC)
- First Nations in the Greater Vancouver region
- Other First Nation organizations and sources of information

Please refer to the Bibliography section in this document for a list of the complete sources of information.

#### 1.5 Terminology

A number of terms are used in referring to the indigenous population of Canada. It is important to understand the origin and definitions of these terms, because each group of Aboriginal people has a distinct history, culture and legal entitlements. In addition, much of the current data about Aboriginal people refers only to specific Aboriginal groups.

Aboriginal people are the descendants of the original inhabitants of North America. The *Constitution Act* recognizes three groups of Aboriginal peoples: Indian, Inuit, and Métis people. First Nations has replaced the term “Indian” as the terminology preferred by many Indian people in Canada, although “Indian” is still used when referring to legislation or government statistics.

First Nations people are considered members of a First Nation band. “First Nation” is not a legally-defined term and refers to both Status Indians and Non-Status Indians. Status Indians (sometimes referred to as Registered Indians) are those who are entitled to receive the provisions of the *Indian Act*. Non-Status Indians are those who do not meet the criteria for registration or who have chosen not to be registered (see Table 1 below).

**Table 1 2001 Aboriginal Population of Canada, BC, and Greater Vancouver**

| ABORIGINAL PEOPLE                                                                  | CANADA         | BC             | GREATER VANCOUVER |
|------------------------------------------------------------------------------------|----------------|----------------|-------------------|
| <b>Aboriginal People - Total</b>                                                   | <b>976,305</b> | <b>170,025</b> | <b>36,860</b>     |
| North American Indian                                                              | 608,850        | 118,290        | 22,700            |
| Status (Registered) Indians<br>(includes Treaty Indians and<br>Non-Treaty Indians) | 558,175        | 103,550        | 17,475            |
| Non-Status Indians                                                                 | 50,675         | 14,740         | 5,225             |
| Métis                                                                              | 292,305        | 44,270         | 12,505            |
| Inuit                                                                              | 45,070         | 805            | 260               |
| Multiple/Other Aboriginal Identity                                                 | 30,080         | 6,665          | 1,395             |

Source: Statistics Canada

---

Status Indians can be either Treaty Indians or Non-Treaty Indians. Treaty Indians belong to a First Nation that has signed a treaty with the Canadian government. In British Columbia, most First Nations did not sign treaties, and this term refers only to First Nations included in Treaty 8 and the Douglas treaties; about 3,000 and 5,000 First Nations people, respectively. The ongoing BC Treaty Commission (BCTC) process is an attempt to negotiate modern-day treaties. The first modern treaty in British Columbia, the Nisga'a Final Agreement, came into effect on May 11, 2000 and was not signed using the BCTC process. Unlike previous Canadian treaties, the Nisga'a Final Agreement involved both Federal and Provincial governments in negotiations with the First Nation. A significant difference from previous treaties is the provision for jurisdiction over, and resourcing to deliver, a range of community services including health and education. Approximately 5,400 First Nations people are covered by the Nisga'a Final Agreement.

The Inuit are a distinct population of Aboriginal people, most of who live in northern Canada. The Inuit are registered under a revision to the *Indian Act* in 1924.

The Métis are people of mixed First Nation and European ancestry who identify themselves as Métis, as distinct from Indian people, Inuit, or non-Aboriginal people. Métis history dates back to the arrival of Europeans to the North American continent approximately 500 years ago. Most Métis people live in the three Prairie provinces. Unlike Status Indians and Inuit, the Métis are not entitled to the provisions of the *Indian Act*.

A Glossary of selected terms used in this document is presented as Attachment 1.

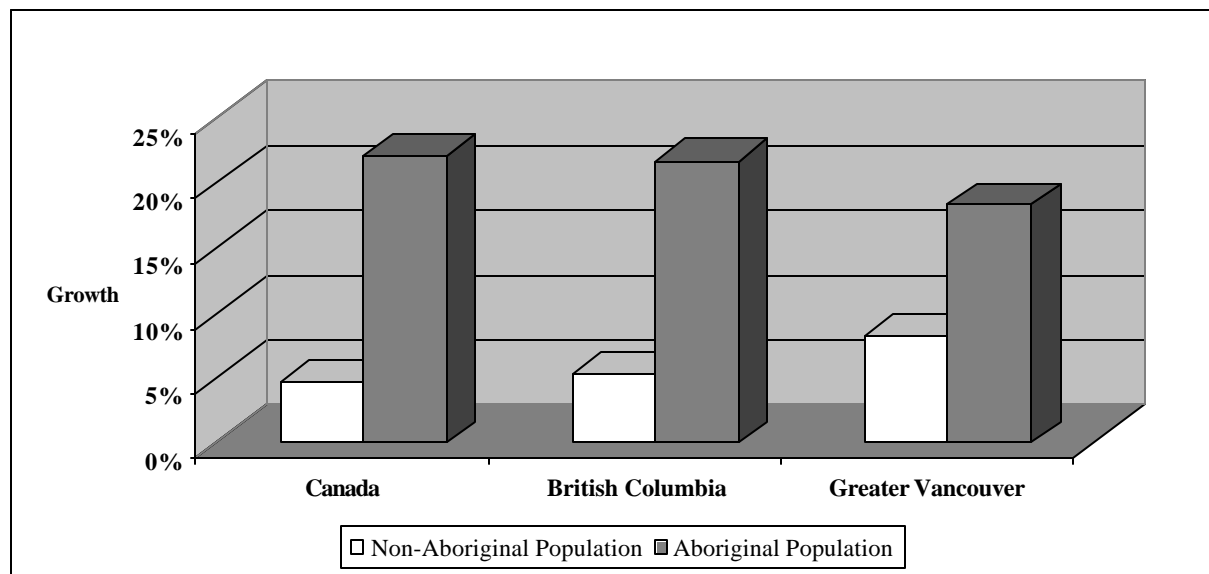
NB. Prior to 1996, the Aboriginal population figures were based on a Census question related to ethnicity. Beginning in 1996, the Aboriginal population figures are now based on a Census question related to Aboriginal self-identity.

## 2.0 ABORIGINAL PEOPLE IN GREATER VANCOUVER

### 2.1 Aboriginal Population Growth, 1996-2001

According to the 2001 Census, Aboriginal people now make up 3.3% of Canada's population, compared with 2.7% five years earlier. A total of 976,305 people across Canada identified themselves as Aboriginal; this represents an increase of 22.2% from the 1996 Census, in which 799,010 people across the country reported Aboriginal identity. By comparison, Canada's non-Aboriginal population only grew by 4.7% between 1996 and 2001.

**Table 2 1996 and 2001 Comparisons of Aboriginal and Non-Aboriginal Population Growth for Canada, British Columbia and Greater Vancouver**



Sources: Statistics Canada; GVRD

In BC, the rate of growth of persons identifying themselves as Aboriginal increased by 21.8% between 1996 and 2001, jumping from 139,655 to 170,025 in that five year period. By comparison, the province's non-Aboriginal population increased by 5.3% during the same time period. BC's Aboriginal people represent 4.4% of the province's overall population.

In Greater Vancouver, there were 36,855 persons of Aboriginal identity in 2001 (or 1.8% of the region's population), compared to 31,140 in 1996 – an increase of 5,715 people (or 18.4%). This means that the rate of growth for persons of Aboriginal identity was more than twice the rate of growth of non-Aboriginal persons, which grew in absolute terms by 8.3%, between 1996 and 2001.

Overall, 21.7% of the province's Aboriginal population lives in Greater Vancouver. Other BC Census Metropolitan Areas having large Aboriginal populations include Victoria (with 8,695 Aboriginal people), Prince George (7,980) and Kamloops (5,470).

### 2.2 Regional and Municipal Analyses

According to Table 3, the City of Vancouver had the largest number of Aboriginal people of all the Greater Vancouver area municipalities in 2001 (10,445), followed by Surrey (6,900) and

Burnaby (3,145). However, the City of Vancouver experienced a decrease in the number of Aboriginal people between 1996 and 2001: a drop of approximately 500 people, which represents a decrease of 9.1% of the region's total.

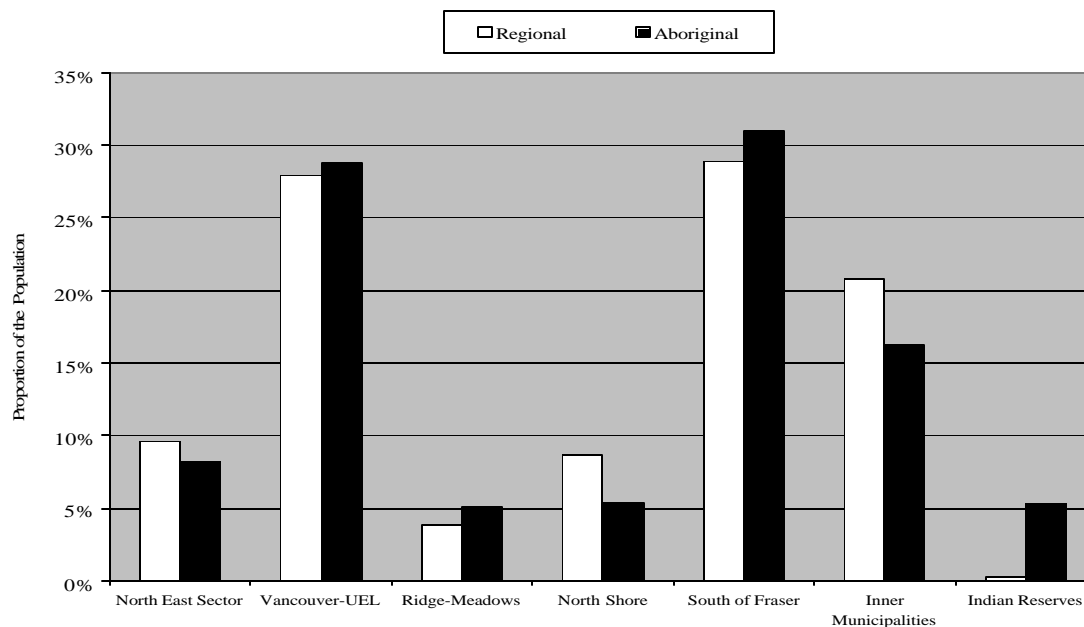
**Table 3 Comparison of Aboriginal Population by Municipality, 1996 and 2001**

| Municipality             | 1996<br>Total Aboriginal<br>Population | 2001<br>Total Aboriginal<br>Population | Absolute<br>Growth<br>1996-2001 | Percentage<br>Absolute Growth<br>1996-2001 | Percentage<br>Total Growth<br>1996-2001 |
|--------------------------|----------------------------------------|----------------------------------------|---------------------------------|--------------------------------------------|-----------------------------------------|
| Anmore                   | 25                                     | 0                                      | -25                             | -100.0%                                    | -0.4%                                   |
| Belcarra                 | 0                                      | 0                                      | 0                               | 0.0%                                       | 0.0%                                    |
| Bowen Island             | NA                                     | 15                                     | NA                              | NA                                         | NA                                      |
| Burnaby                  | 2,500                                  | 3,145                                  | 645                             | 25.8%                                      | 11.3%                                   |
| Coquitlam                | 1,240                                  | 1,485                                  | 245                             | 19.8%                                      | 4.3%                                    |
| Delta                    | 860                                    | 1,495                                  | 635                             | 73.8%                                      | 11.1%                                   |
| Electoral Area 'A'       | 70                                     | 160                                    | 90                              | 128.6%                                     | 1.6%                                    |
| Langley City             | 485                                    | 745                                    | 260                             | 53.6%                                      | 4.5%                                    |
| Langley Township         | 1,155                                  | 1,945                                  | 790                             | 68.4%                                      | 13.8%                                   |
| Lions Bay                | 10                                     | 0                                      | -10                             | -100.0%                                    | -0.2%                                   |
| Maple Ridge              | 1,085                                  | 1,555                                  | 470                             | 43.3%                                      | 8.2%                                    |
| New Westminster          | 1,375                                  | 1,595                                  | 220                             | 16.0%                                      | 3.8%                                    |
| North Vancouver City     | 715                                    | 1,010                                  | 295                             | 41.3%                                      | 5.2%                                    |
| North Vancouver District | 590                                    | 825                                    | 235                             | 39.8%                                      | 4.1%                                    |
| Pitt Meadows             | 190                                    | 305                                    | 115                             | 60.5%                                      | 2.0%                                    |
| Port Coquitlam           | 715                                    | 1,030                                  | 315                             | 44.1%                                      | 5.5%                                    |
| Port Moody               | 350                                    | 480                                    | 130                             | 37.1%                                      | 2.3%                                    |
| Richmond                 | 1,210                                  | 1,165                                  | -45                             | -3.7%                                      | -0.8%                                   |
| Surrey                   | 5,070                                  | 6,900                                  | 1,830                           | 36.1%                                      | 32.0%                                   |
| Vancouver                | 10,965                                 | 10,445                                 | -520                            | -4.7%                                      | -9.1%                                   |
| West Vancouver           | 75                                     | 95                                     | 20                              | 26.7%                                      | 0.3%                                    |
| White Rock               | 175                                    | 160                                    | -15                             | -8.6%                                      | -0.3%                                   |
| Indian Reserves          | 1,960                                  | 1,920                                  | -40                             | -2.0%                                      | -0.7%                                   |
| <b>Greater Vancouver</b> | <b>31,140</b>                          | <b>36,855</b>                          | <b>5,715</b>                    | <b>18.4%</b>                               | <b>100.0%</b>                           |

Sources: Statistics Canada; GVRD

Surrey had the largest influx of the region's Aboriginal people during the same five-year period and experienced a jump of 1,830 persons (or 32% of the region's total growth). Langley Township (790), Burnaby (645) and Delta (635) were the other Greater Vancouver municipalities experiencing the largest increases in Aboriginal population, in terms of absolute growth, between 1996 and 2001. In fact, these four municipalities – Surrey, Langley Township, Burnaby and Delta – experienced 68.2% of the region's growth in the number of persons of Aboriginal identity in those same five years.

Table 4, on the next page, depicts that the Vancouver-UEL area as well as the municipalities of Maple Ridge and Pitt Meadows, along with the communities South of Fraser and the Indian Reserves (combined), have a higher proportion of the Aboriginal population than a proportional share of the region's overall population.

**Table 4** Greater Vancouver Population in Relation to the Region's Aboriginal Population, by Sub-Regions, 2001**Greater Vancouver Sub-Regions:**

**?North East Sector:** Anmore, Belcarra, Coquitlam, Port Coquitlam, Port Moody

**?Vancouver-UEL:** City of Vancouver, University Endowment Lands (UBC – GVRD Electoral Area A)

**?Ridge-Meadows:** Maple Ridge; Pitt Meadows

**?North Shore:** Lions Bay; Bowen Island; West Vancouver; City of North Vancouver; District of North Vancouver

**?South of Fraser:** White Rock; Surrey; Delta; Langley City; Langley Township

**?Inner Municipalities:** Richmond, Burnaby, New Westminster

Sources: Statistics Canada; GVRD

According to Statistics Canada, only 5.2% (or 1,920 people) of Aboriginal people within Greater Vancouver live on Indian Reserves. This represents a decrease from the 1996 Census when 6.3% of Aboriginal people were living on Indian Reserves.

Table 5 also reveals that 61.6% of Greater Vancouver's Aboriginal people (or 22,700) identify themselves as North American Indian.

Just over 12,500 people identify themselves as Métis.

The Inuit account for only 260 people in the Greater Vancouver region.

**Table 5 2001 Census Data on Aboriginal People of Greater Vancouver**

| GEOGRAPHY                  | Total<br>Population<br>by<br>Aboriginal<br>Groups and<br>Non-<br>Aboriginal<br>Population<br>(20% sample<br>data) | Total<br>Aboriginal<br>Population | North<br>American<br>Indian<br>(Single<br>Response) | Metis<br>(Single<br>Response) | Inuit<br>(Single<br>Response) | Multiple<br>Aboriginal<br>Responses | Other<br>Aboriginal<br>Response | Total Non-<br>Aboriginal<br>Population |
|----------------------------|-------------------------------------------------------------------------------------------------------------------|-----------------------------------|-----------------------------------------------------|-------------------------------|-------------------------------|-------------------------------------|---------------------------------|----------------------------------------|
|                            | <b>MUNICIPALITIES</b>                                                                                             |                                   |                                                     |                               |                               |                                     |                                 |                                        |
| Anmore                     | 1,340                                                                                                             | -                                 | -                                                   | -                             | -                             | -                                   | -                               | 1,340                                  |
| Belcarra                   | 680                                                                                                               | -                                 | -                                                   | -                             | -                             | -                                   | -                               | 680                                    |
| Bowen Island               | 2,955                                                                                                             | 15                                | 10                                                  | -                             | 10                            | -                                   | -                               | 2,940                                  |
| Burnaby                    | 191,385                                                                                                           | 3,145                             | 1,920                                               | 1,100                         | 15                            | 15                                  | 100                             | 188,235                                |
| Coquitlam                  | 111,425                                                                                                           | 1,485                             | 785                                                 | 635                           | 10                            | 10                                  | 45                              | 109,940                                |
| Delta                      | 96,370                                                                                                            | 1,495                             | 915                                                 | 555                           | -                             | 10                                  | 20                              | 94,875                                 |
| Greater Vancouver, Subd. A | 7,810                                                                                                             | 160                               | 120                                                 | 25                            | 15                            | -                                   | 10                              | 7,650                                  |
| Langley City               | 23,405                                                                                                            | 745                               | 340                                                 | 350                           | -                             | 45                                  | 10                              | 22,660                                 |
| Langley Township           | 86,220                                                                                                            | 1,945                             | 920                                                 | 940                           | 20                            | 30                                  | 30                              | 84,275                                 |
| Lions Bay                  | 1,380                                                                                                             | -                                 | -                                                   | -                             | -                             | -                                   | -                               | 1,380                                  |
| Maple Ridge                | 62,380                                                                                                            | 1,555                             | 680                                                 | 785                           | 10                            | 45                                  | 40                              | 60,820                                 |
| New Westminster            | 53,805                                                                                                            | 1,595                             | 820                                                 | 700                           | 15                            | 30                                  | 30                              | 52,215                                 |
| North Vancouver City       | 43,930                                                                                                            | 1,010                             | 745                                                 | 230                           | -                             | 10                                  | 25                              | 42,920                                 |
| North Vancouver District   | 81,675                                                                                                            | 825                               | 520                                                 | 265                           | -                             | -                                   | 35                              | 80,845                                 |
| Pitt Meadows               | 14,660                                                                                                            | 305                               | 185                                                 | 115                           | -                             | -                                   | -                               | 14,350                                 |
| Port Coquitlam             | 50,800                                                                                                            | 1,030                             | 520                                                 | 490                           | -                             | -                                   | 15                              | 49,770                                 |
| Port Moody                 | 23,730                                                                                                            | 480                               | 275                                                 | 185                           | 10                            | 10                                  | 10                              | 23,255                                 |
| Richmond                   | 163,395                                                                                                           | 1,165                             | 690                                                 | 425                           | -                             | -                                   | 50                              | 162,230                                |
| Surrey                     | 345,780                                                                                                           | 6,900                             | 3,610                                               | 3,010                         | 95                            | 30                                  | 145                             | 338,890                                |
| Vancouver                  | 539,625                                                                                                           | 10,445                            | 7,335                                               | 2,550                         | 55                            | 155                                 | 350                             | 529,185                                |
| West Vancouver             | 40,860                                                                                                            | 95                                | 50                                                  | 45                            | -                             | -                                   | -                               | 40,760                                 |
| White Rock                 | 17,325                                                                                                            | 160                               | 95                                                  | 50                            | -                             | -                                   | 10                              | 17,160                                 |
| <b>INDIAN RESERVES</b>     |                                                                                                                   |                                   |                                                     |                               |                               |                                     |                                 |                                        |
| Bamston Island 3           | 45                                                                                                                | 45                                | 35                                                  | -                             | -                             | 10                                  | -                               | 10                                     |
| Burrard Inlet 3            | 1,205                                                                                                             | 240                               | 240                                                 | 10                            | -                             | -                                   | -                               | 965                                    |
| Capilano 5                 | 2,230                                                                                                             | 535                               | 505                                                 | 10                            | -                             | -                                   | 15                              | 1,700                                  |
| Katzie 1                   | 220                                                                                                               | 210                               | 180                                                 | -                             | -                             | -                                   | 25                              | 15                                     |
| Matsqui 4                  | 415                                                                                                               | 30                                | 20                                                  | 10                            | -                             | -                                   | -                               | 390                                    |
| McMillan Island 6          | 60                                                                                                                | 55                                | 50                                                  | -                             | -                             | -                                   | -                               | 10                                     |
| Musqueam 2                 | 1,275                                                                                                             | 525                               | 495                                                 | -                             | -                             | -                                   | 25                              | 755                                    |
| Semiahmoo                  | 130                                                                                                               | 50                                | 40                                                  | 10                            | -                             | -                                   | -                               | 80                                     |
| Seymour Creek 2            | 55                                                                                                                | 25                                | 30                                                  | -                             | -                             | -                                   | -                               | 30                                     |
| Tsawwassen                 | 480                                                                                                               | 205                               | 200                                                 | 10                            | -                             | -                                   | -                               | 275                                    |
| <b>GREATER VANCOUVER</b>   | <b>1,967,475</b>                                                                                                  | <b>36,855</b>                     | <b>22,700</b>                                       | <b>12,505</b>                 | <b>260</b>                    | <b>400</b>                          | <b>995</b>                      | <b>1,930,620</b>                       |

Source: Statistics Canada

### 3.0 FIRST NATIONS IN THE GREATER VANCOUVER REGION

#### 3.1 Area Overview

The Greater Vancouver region is comprised of 21 municipalities and one electoral area along with 22 Indian Reserves. In 2001, the Greater Vancouver census population was 1,986,965. Greater Vancouver represents an area of approximately 2,878 square kilometres.

The 10 First Nations that have a presence in Greater Vancouver, and are officially recognized by the Federal department of Indian and Northern Affairs Canada (INAC), include Katzie, Kwantlen, Matsqui, Musqueam, Squamish, Tsawwassen, and Tsleil-Waututh, which are all involved in negotiating land claims within the BCTC treaty process. Kwantlen and Matsqui negotiate as part of the Sto:lo Nation Tribal Council in the Fraser Valley. The other First Nations in the region include Kwikwetlem, Qayqayt (also known as New Westminster Indian Band) and Semiahmoo. Attachment 2 includes a pronunciation guide of these First Nations.

Nine of these ten First Nations occupy 48 Indian Reserves in the Lower Mainland and stretch not only into the Greater Vancouver area boundary but also within the boundaries of the Squamish-Lillooet Regional District, Sunshine Coast Regional District and Fraser Valley Regional District areas. The Qayqayt First Nation (or New Westminster Indian Band) is the only First Nation that does not occupy any Indian Reserves. The ten First Nations have a combined Registered Indian population (on-reserve and off-reserve) of 5,959.

Non-Aboriginals also make up the population of an Indian Reserve. In fact, non-Aboriginals outnumber Aboriginal people on some Indian Reserves and represent just over one-half (53.3%) of the total population of all 48 Indian Reserves.

**Table 6 Population of Registered Indians (December 2002) and Non-Aboriginals (2001 Census) Living on All Indian Reserves (within and outside the region)**

| First Nations Within the Greater Vancouver Region | Total Reserves (in Greater Vancouver and Elsewhere) | On-Reserve Aboriginal People (1) | Off-Reserve Aboriginal People (2) | Total Aboriginal Population (1+2) | Non-Aboriginals Living on Reserves (3) | Total Population on All Reserves (1+3) |
|---------------------------------------------------|-----------------------------------------------------|----------------------------------|-----------------------------------|-----------------------------------|----------------------------------------|----------------------------------------|
| Katzie                                            | 5                                                   | 285                              | 173                               | 458                               | 15                                     | 300                                    |
| Kwantlen                                          | 6                                                   | 73                               | 100                               | 173                               | 10                                     | 83                                     |
| Kwikwetlem                                        | 2                                                   | 31                               | 31                                | 62                                | 0                                      | 31                                     |
| Matsqui                                           | 4                                                   | 105                              | 107                               | 212                               | 390                                    | 495                                    |
| Musqueam                                          | 3                                                   | 608                              | 484                               | 1,092                             | 760                                    | 1,368                                  |
| Qayqayt                                           | 0                                                   | 0                                | 6                                 | 6                                 | 0                                      | 0                                      |
| Semiahmoo                                         | 1                                                   | 46                               | 24                                | 70                                | 80                                     | 126                                    |
| Squamish                                          | 23                                                  | 2,166                            | 1,103                             | 3,269                             | 1,735                                  | 3,901                                  |
| Tsawwassen                                        | 1                                                   | 160                              | 74                                | 234                               | 270                                    | 430                                    |
| Tsleil-Waututh                                    | 3                                                   | 224                              | 159                               | 383                               | 965                                    | 1,189                                  |
| <b>TOTALS</b>                                     | <b>48</b>                                           | <b>3,698</b>                     | <b>2,261</b>                      | <b>5,959</b>                      | <b>4,225</b>                           | <b>7,923</b>                           |

Sources: Indian and Northern Affairs Canada; Statistics Canada; GVRD

Many First Nations in the Greater Vancouver region have developed Custom Election Codes. Collectively, these 10 First Nations have 55 elected or designated political representatives – including 13 Chiefs and 42 Councillors.

## **3.2 A Profile of First Nations in the Greater Vancouver Region**

### **Katzie First Nation**

According to native legend as expressed through oral accounts, back in the beginning of time, the Xexa:ls (or Transformers – three brothers and one sister) traveled through the land, up and down the river, transforming the legendary beings into rocks and animals and the river's first salmon and sturgeon, creating the world as it exists today. People from up and down the Pitt and Alouette Valleys were drawn by the eulachon and sockeye salmon and also by the wild potatoes that grew in abundance – all provided by the Transformers.

One of the Transformers was Swaneset, who put multi-coloured moss where there were marshes, thus creating the foundation for a new village. In fact, the name 'Katzie', or *q'eyts'i*, describes the action of a person's foot pressing down on moss.

Today, Katzie's five Indian Reserves are located within four different Greater Vancouver jurisdictions: Pitt Meadows, Maple Ridge, Langley, and GVRD Electoral Area A.

The Katzie First Nation has the largest reserve in the region (Pitt Lake I.R. No. 4, 2.18 sq.km.) as well as some of the smallest reserves (Katzie I.R. No. 2, Barnston Island I.R. No. 3, and Graveyard I.R. No. 5). Graveyard I.R. No. 5 and Pitt Lake I.R. No. 4 did not register any population figures in the 2001 Census. Graveyard I.R. No. 5 is the cemetery for the Katzie First Nation. Pitt Lake I.R. No. 4 has 40 cabins on leased lots at the south end of Pitt Lake. The 25-year lease agreements expire at the end of 2003. In 2000, Kazie Band Council voted not to renew the leases on the 40 lots. The leases call for the cabin owners to return the land to the way they found it – pristine wilderness.

The main residential reserve, Katzie I.R. No. 1, has a density of approximately 430 persons per square kilometre, which is well above the average for all Indian Reserves in the region (380 persons per square kilometre).

The total Registered Indian population in December 2002 was 458. However, 38% of the Katzie Registered Indian population lives off reserve. In addition, the Katzie reserves have some of the fewest non-Aboriginal residents of all the Indian Reserves located in Greater Vancouver.

Katzie also has a relatively young population compared to the other First Nations. The median age of the population of Barnston Island I.R. No. 3 reserve is 25.0 years. At its main residential reserve in Pitt Meadows, the median age is 26.0 years. The median age for all Indian Reserves in the region is 39.2 years. The Greater Vancouver and BC averages are 37.4 years and 38.4 years, respectively.

### Katzie First Nation

| KATZIE FIRST NATION                                                                                                                                                                                                                                                                                                                                                                                                     | INDIAN RESERVES (I.R.)                                                                                                                                                                                                                                                                                                                                                                                                                                                                                                                                                                                                                                                                                                                                                                                                  | POPULATION                                                                                                                                                                                                                                                                                                                                                                                                                                                                                                                                                                                                                                                                                                                                |                 |                   |      |                   |      |                            |      |                      |       |                      |     |               |              |                                                                                                                                                                                                                                                                                                                                                                                                                                                                                                                                                                                                                                                                                                                                                                                                                                        |                                   |     |                                    |     |                                     |            |  |           |                           |            |
|-------------------------------------------------------------------------------------------------------------------------------------------------------------------------------------------------------------------------------------------------------------------------------------------------------------------------------------------------------------------------------------------------------------------------|-------------------------------------------------------------------------------------------------------------------------------------------------------------------------------------------------------------------------------------------------------------------------------------------------------------------------------------------------------------------------------------------------------------------------------------------------------------------------------------------------------------------------------------------------------------------------------------------------------------------------------------------------------------------------------------------------------------------------------------------------------------------------------------------------------------------------|-------------------------------------------------------------------------------------------------------------------------------------------------------------------------------------------------------------------------------------------------------------------------------------------------------------------------------------------------------------------------------------------------------------------------------------------------------------------------------------------------------------------------------------------------------------------------------------------------------------------------------------------------------------------------------------------------------------------------------------------|-----------------|-------------------|------|-------------------|------|----------------------------|------|----------------------|-------|----------------------|-----|---------------|--------------|----------------------------------------------------------------------------------------------------------------------------------------------------------------------------------------------------------------------------------------------------------------------------------------------------------------------------------------------------------------------------------------------------------------------------------------------------------------------------------------------------------------------------------------------------------------------------------------------------------------------------------------------------------------------------------------------------------------------------------------------------------------------------------------------------------------------------------------|-----------------------------------|-----|------------------------------------|-----|-------------------------------------|------------|--|-----------|---------------------------|------------|
| <p><b>Band No.</b> 563</p> <p><b>Band Office Address:</b><br/>10946 Katzie Road<br/>Pitt Meadows, BC, V3Y 2G6</p> <p><b>Tel:</b> 604.465.8961</p> <p><b>Fax:</b> 604.465.5949</p> <p><b>E-Mail:</b> katzie.treaty@shawcable.com</p> <p><b>Web Site:</b> www.katzie.ca</p>                                                                                                                                               | <table border="0"> <tr> <td></td> <td style="text-align: right;"><b>Hectares</b></td> </tr> <tr> <td>Katzie I.R. No. 1</td> <td style="text-align: right;">44.1</td> </tr> <tr> <td>Katzie I.R. No. 2</td> <td style="text-align: right;">23.1</td> </tr> <tr> <td>Barnston Island I.R. No. 3</td> <td style="text-align: right;">54.6</td> </tr> <tr> <td>Pitt Lake I.R. No. 4</td> <td style="text-align: right;">218.5</td> </tr> <tr> <td>Graveyard I.R. No. 5</td> <td style="text-align: right;">0.4</td> </tr> <tr> <td><b>Total:</b></td> <td style="text-align: right;"><b>340.7</b></td> </tr> </table> <p><b>Notes:</b><br/>The First Nation's main reserves located west of Port Hammond, near Maple Ridge, and services a total of five reserves within five different local government jurisdictions.</p> |                                                                                                                                                                                                                                                                                                                                                                                                                                                                                                                                                                                                                                                                                                                                           | <b>Hectares</b> | Katzie I.R. No. 1 | 44.1 | Katzie I.R. No. 2 | 23.1 | Barnston Island I.R. No. 3 | 54.6 | Pitt Lake I.R. No. 4 | 218.5 | Graveyard I.R. No. 5 | 0.4 | <b>Total:</b> | <b>340.7</b> | <p><b>Registered Indian Population</b><br/><i>(as of December 2002 – INAC)</i></p> <table border="0"> <tr> <td><b>Living on Indian Reserves:</b></td> <td style="text-align: right;">285</td> </tr> <tr> <td><b>Living off Indian Reserves:</b></td> <td style="text-align: right;">173</td> </tr> <tr> <td><b>Total Registered Population:</b></td> <td style="text-align: right;"><b>458</b></td> </tr> </table> <p><b>Non-Aboriginals</b><br/><b>Living on Reserves</b><br/><i>(2001 Census – Statistics Canada)</i></p> <table border="0"> <tr> <td></td> <td style="text-align: right;"><b>15</b></td> </tr> </table> <p><b>Total Population</b><br/><i>(Registered Indians and Non-Aboriginals)</i></p> <table border="0"> <tr> <td><b>Living on Reserves</b></td> <td style="text-align: right;"><b>300</b></td> </tr> </table> | <b>Living on Indian Reserves:</b> | 285 | <b>Living off Indian Reserves:</b> | 173 | <b>Total Registered Population:</b> | <b>458</b> |  | <b>15</b> | <b>Living on Reserves</b> | <b>300</b> |
|                                                                                                                                                                                                                                                                                                                                                                                                                         | <b>Hectares</b>                                                                                                                                                                                                                                                                                                                                                                                                                                                                                                                                                                                                                                                                                                                                                                                                         |                                                                                                                                                                                                                                                                                                                                                                                                                                                                                                                                                                                                                                                                                                                                           |                 |                   |      |                   |      |                            |      |                      |       |                      |     |               |              |                                                                                                                                                                                                                                                                                                                                                                                                                                                                                                                                                                                                                                                                                                                                                                                                                                        |                                   |     |                                    |     |                                     |            |  |           |                           |            |
| Katzie I.R. No. 1                                                                                                                                                                                                                                                                                                                                                                                                       | 44.1                                                                                                                                                                                                                                                                                                                                                                                                                                                                                                                                                                                                                                                                                                                                                                                                                    |                                                                                                                                                                                                                                                                                                                                                                                                                                                                                                                                                                                                                                                                                                                                           |                 |                   |      |                   |      |                            |      |                      |       |                      |     |               |              |                                                                                                                                                                                                                                                                                                                                                                                                                                                                                                                                                                                                                                                                                                                                                                                                                                        |                                   |     |                                    |     |                                     |            |  |           |                           |            |
| Katzie I.R. No. 2                                                                                                                                                                                                                                                                                                                                                                                                       | 23.1                                                                                                                                                                                                                                                                                                                                                                                                                                                                                                                                                                                                                                                                                                                                                                                                                    |                                                                                                                                                                                                                                                                                                                                                                                                                                                                                                                                                                                                                                                                                                                                           |                 |                   |      |                   |      |                            |      |                      |       |                      |     |               |              |                                                                                                                                                                                                                                                                                                                                                                                                                                                                                                                                                                                                                                                                                                                                                                                                                                        |                                   |     |                                    |     |                                     |            |  |           |                           |            |
| Barnston Island I.R. No. 3                                                                                                                                                                                                                                                                                                                                                                                              | 54.6                                                                                                                                                                                                                                                                                                                                                                                                                                                                                                                                                                                                                                                                                                                                                                                                                    |                                                                                                                                                                                                                                                                                                                                                                                                                                                                                                                                                                                                                                                                                                                                           |                 |                   |      |                   |      |                            |      |                      |       |                      |     |               |              |                                                                                                                                                                                                                                                                                                                                                                                                                                                                                                                                                                                                                                                                                                                                                                                                                                        |                                   |     |                                    |     |                                     |            |  |           |                           |            |
| Pitt Lake I.R. No. 4                                                                                                                                                                                                                                                                                                                                                                                                    | 218.5                                                                                                                                                                                                                                                                                                                                                                                                                                                                                                                                                                                                                                                                                                                                                                                                                   |                                                                                                                                                                                                                                                                                                                                                                                                                                                                                                                                                                                                                                                                                                                                           |                 |                   |      |                   |      |                            |      |                      |       |                      |     |               |              |                                                                                                                                                                                                                                                                                                                                                                                                                                                                                                                                                                                                                                                                                                                                                                                                                                        |                                   |     |                                    |     |                                     |            |  |           |                           |            |
| Graveyard I.R. No. 5                                                                                                                                                                                                                                                                                                                                                                                                    | 0.4                                                                                                                                                                                                                                                                                                                                                                                                                                                                                                                                                                                                                                                                                                                                                                                                                     |                                                                                                                                                                                                                                                                                                                                                                                                                                                                                                                                                                                                                                                                                                                                           |                 |                   |      |                   |      |                            |      |                      |       |                      |     |               |              |                                                                                                                                                                                                                                                                                                                                                                                                                                                                                                                                                                                                                                                                                                                                                                                                                                        |                                   |     |                                    |     |                                     |            |  |           |                           |            |
| <b>Total:</b>                                                                                                                                                                                                                                                                                                                                                                                                           | <b>340.7</b>                                                                                                                                                                                                                                                                                                                                                                                                                                                                                                                                                                                                                                                                                                                                                                                                            |                                                                                                                                                                                                                                                                                                                                                                                                                                                                                                                                                                                                                                                                                                                                           |                 |                   |      |                   |      |                            |      |                      |       |                      |     |               |              |                                                                                                                                                                                                                                                                                                                                                                                                                                                                                                                                                                                                                                                                                                                                                                                                                                        |                                   |     |                                    |     |                                     |            |  |           |                           |            |
| <b>Living on Indian Reserves:</b>                                                                                                                                                                                                                                                                                                                                                                                       | 285                                                                                                                                                                                                                                                                                                                                                                                                                                                                                                                                                                                                                                                                                                                                                                                                                     |                                                                                                                                                                                                                                                                                                                                                                                                                                                                                                                                                                                                                                                                                                                                           |                 |                   |      |                   |      |                            |      |                      |       |                      |     |               |              |                                                                                                                                                                                                                                                                                                                                                                                                                                                                                                                                                                                                                                                                                                                                                                                                                                        |                                   |     |                                    |     |                                     |            |  |           |                           |            |
| <b>Living off Indian Reserves:</b>                                                                                                                                                                                                                                                                                                                                                                                      | 173                                                                                                                                                                                                                                                                                                                                                                                                                                                                                                                                                                                                                                                                                                                                                                                                                     |                                                                                                                                                                                                                                                                                                                                                                                                                                                                                                                                                                                                                                                                                                                                           |                 |                   |      |                   |      |                            |      |                      |       |                      |     |               |              |                                                                                                                                                                                                                                                                                                                                                                                                                                                                                                                                                                                                                                                                                                                                                                                                                                        |                                   |     |                                    |     |                                     |            |  |           |                           |            |
| <b>Total Registered Population:</b>                                                                                                                                                                                                                                                                                                                                                                                     | <b>458</b>                                                                                                                                                                                                                                                                                                                                                                                                                                                                                                                                                                                                                                                                                                                                                                                                              |                                                                                                                                                                                                                                                                                                                                                                                                                                                                                                                                                                                                                                                                                                                                           |                 |                   |      |                   |      |                            |      |                      |       |                      |     |               |              |                                                                                                                                                                                                                                                                                                                                                                                                                                                                                                                                                                                                                                                                                                                                                                                                                                        |                                   |     |                                    |     |                                     |            |  |           |                           |            |
|                                                                                                                                                                                                                                                                                                                                                                                                                         | <b>15</b>                                                                                                                                                                                                                                                                                                                                                                                                                                                                                                                                                                                                                                                                                                                                                                                                               |                                                                                                                                                                                                                                                                                                                                                                                                                                                                                                                                                                                                                                                                                                                                           |                 |                   |      |                   |      |                            |      |                      |       |                      |     |               |              |                                                                                                                                                                                                                                                                                                                                                                                                                                                                                                                                                                                                                                                                                                                                                                                                                                        |                                   |     |                                    |     |                                     |            |  |           |                           |            |
| <b>Living on Reserves</b>                                                                                                                                                                                                                                                                                                                                                                                               | <b>300</b>                                                                                                                                                                                                                                                                                                                                                                                                                                                                                                                                                                                                                                                                                                                                                                                                              |                                                                                                                                                                                                                                                                                                                                                                                                                                                                                                                                                                                                                                                                                                                                           |                 |                   |      |                   |      |                            |      |                      |       |                      |     |               |              |                                                                                                                                                                                                                                                                                                                                                                                                                                                                                                                                                                                                                                                                                                                                                                                                                                        |                                   |     |                                    |     |                                     |            |  |           |                           |            |
| ECONOMIC ACTIVITIES                                                                                                                                                                                                                                                                                                                                                                                                     | FACILITIES AVAILABLE ON RESERVES                                                                                                                                                                                                                                                                                                                                                                                                                                                                                                                                                                                                                                                                                                                                                                                        | AFFILIATIONS                                                                                                                                                                                                                                                                                                                                                                                                                                                                                                                                                                                                                                                                                                                              |                 |                   |      |                   |      |                            |      |                      |       |                      |     |               |              |                                                                                                                                                                                                                                                                                                                                                                                                                                                                                                                                                                                                                                                                                                                                                                                                                                        |                                   |     |                                    |     |                                     |            |  |           |                           |            |
| Commercial fishing and recreation leases.                                                                                                                                                                                                                                                                                                                                                                               | Band office; shed; two longhouses.                                                                                                                                                                                                                                                                                                                                                                                                                                                                                                                                                                                                                                                                                                                                                                                      | Unaffiliated.                                                                                                                                                                                                                                                                                                                                                                                                                                                                                                                                                                                                                                                                                                                             |                 |                   |      |                   |      |                            |      |                      |       |                      |     |               |              |                                                                                                                                                                                                                                                                                                                                                                                                                                                                                                                                                                                                                                                                                                                                                                                                                                        |                                   |     |                                    |     |                                     |            |  |           |                           |            |
| GOVERNANCE                                                                                                                                                                                                                                                                                                                                                                                                              | HISTORY                                                                                                                                                                                                                                                                                                                                                                                                                                                                                                                                                                                                                                                                                                                                                                                                                 | TREATY NEGOTIATIONS                                                                                                                                                                                                                                                                                                                                                                                                                                                                                                                                                                                                                                                                                                                       |                 |                   |      |                   |      |                            |      |                      |       |                      |     |               |              |                                                                                                                                                                                                                                                                                                                                                                                                                                                                                                                                                                                                                                                                                                                                                                                                                                        |                                   |     |                                    |     |                                     |            |  |           |                           |            |
| <p><b>Membership Authority:</b><br/>Section 10 <i>Indian Act</i> by Band</p> <p><b>Election System:</b> Custom Election Code</p> <p><b>Council Quorum:</b> 3 of 4</p> <p><b>First Nation Officials:</b><br/>Chief Peter James<br/>Councillor Connie Bailey<br/>Councillor Wayne Florence<br/>Councillor Michael Leon</p> <p><b>Term Appointment Date:</b> April 1, 2002<br/><b>Term Expiry Date:</b> March 31, 2004</p> | <p><b>Linguistic Group:</b> Salishan</p> <p><b>Ethnic Group:</b> Halq'emeylem</p> <p><b>Notes:</b><br/>The Katzie First Nation derives its name from the Halkomelem word for a type of moss, and it is also the name of an ancient village site in the immediate vicinity of the Katzie I.R. No. 1 at Pitt Meadows.</p>                                                                                                                                                                                                                                                                                                                                                                                                                                                                                                 | <p><b>Status of Negotiations:</b> Stage 4 of 6</p> <p><b>Number of Overlaps with other First Nation groups in the BCTC process:</b> 5</p> <p><b>Possible Overlaps with First Nation Act Bands Outside the BCTC process:</b> 4</p> <p><b>Greater Vancouver jurisdictions within the First Nation's Statement of Intent area:</b></p> <ul style="list-style-type: none"> <li>• Burnaby</li> <li>• Coquitlam</li> <li>• Delta</li> <li>• GVRD Electoral Area A</li> <li>• Langley City</li> <li>• Langley Township</li> <li>• Maple Ridge</li> <li>• New Westminster</li> <li>• Pitt Meadows</li> <li>• Port Coquitlam</li> <li>• Richmond</li> <li>• Squamish-Lillooet Regional District</li> <li>• Surrey</li> <li>• White Rock</li> </ul> |                 |                   |      |                   |      |                            |      |                      |       |                      |     |               |              |                                                                                                                                                                                                                                                                                                                                                                                                                                                                                                                                                                                                                                                                                                                                                                                                                                        |                                   |     |                                    |     |                                     |            |  |           |                           |            |

---

### **Kwantlen First Nation**

The Kwantlen (or Qw'ontl'en) First Nation first had villages at the Brunette River mouth and just east of the present-day Patullo Bridge, on the Fraser's south bank – now tiny reserves surrounded by gravel pits and log booms.

In 1838, to gain control of the new fur trade and salmon industry, the Kwantlen moved their headquarters four kilometres downstream to be close to Fort Langley.

Today, the Kwantlen First Nation ranks second behind the Squamish Nation in terms of area size and most number of reserves: six. Three of the six reserves are located within the Greater Vancouver region. The other three reserves are located within the Fraser Valley Regional District.

Langley I.R. No. 5 and Whonnock I.R. No. 1 are both located in Maple Ridge. Langley I.R. No. 5 did not register any population figures. Whonnock I.R. No. 1 had a total of five people according to the 2001 Census. As well, across the bridge from Fort Langley Historic Park, the Kwantlen live on McMillan Island, which recorded a total of 59 people. These are the direct descendants of the people who established the first commercial fisheries in British Columbia.

Thus, despite the number and area size of reserves, the Kwantlen First Nation has a relatively small population. The total on-reserve population, as of December 2002, was 83. This includes 10 non-Aboriginals. The total Kwantlen Registered Indian population is 173. This means that the majority of First Nation members (58%) live off-reserve.

According to the 2001 Census, Kwantlen also experienced a net loss in population between 1996 and 2001. Each of the three reserves within Greater Vancouver registered a loss of 3 people during the same five-year period.

Kwantlen First Nation is affiliated with the Sto:lo Nation Tribal Council, which has produced the Sto:lo Nation Statement of Intent Area in treaty negotiations with a claim area that includes the entire Greater Vancouver region.

### Kwantlen First Nation

| KWANTLEN<br>FIRST NATION                                                                                                                                                                                                                                                                                                                                                          | INDIAN RESERVES<br>(I.R.)                                                                                                                                                                                                                                                                                                                                                                                                                                                                                                                                                                                                                                                                                                                                                                                                                                                                                                                                    | POPULATION                                                                                                                                                                                                                                                                                                                                                                                                                                                               |          |                     |      |                    |      |                    |      |                    |      |                    |       |                            |       |               |              |                                                                                                                                                                                                                                                                                                                                                                                                                                                                   |
|-----------------------------------------------------------------------------------------------------------------------------------------------------------------------------------------------------------------------------------------------------------------------------------------------------------------------------------------------------------------------------------|--------------------------------------------------------------------------------------------------------------------------------------------------------------------------------------------------------------------------------------------------------------------------------------------------------------------------------------------------------------------------------------------------------------------------------------------------------------------------------------------------------------------------------------------------------------------------------------------------------------------------------------------------------------------------------------------------------------------------------------------------------------------------------------------------------------------------------------------------------------------------------------------------------------------------------------------------------------|--------------------------------------------------------------------------------------------------------------------------------------------------------------------------------------------------------------------------------------------------------------------------------------------------------------------------------------------------------------------------------------------------------------------------------------------------------------------------|----------|---------------------|------|--------------------|------|--------------------|------|--------------------|------|--------------------|-------|----------------------------|-------|---------------|--------------|-------------------------------------------------------------------------------------------------------------------------------------------------------------------------------------------------------------------------------------------------------------------------------------------------------------------------------------------------------------------------------------------------------------------------------------------------------------------|
| <p><b>Band No.</b> 564</p> <p><b>Formerly Known As:</b> Fort Langley Band</p> <p><b>Band Office Address:</b><br/>92 Gabriel Lane, Box 108<br/>Fort Langley, BC, V1M 2R4</p> <p><b>Tel:</b> 604.888.2488</p> <p><b>Fax:</b> 604.888.2442</p>                                                                                                                                       | <table style="width: 100%; border-collapse: collapse;"> <thead> <tr> <th style="text-align: left;"></th> <th style="text-align: right;">Hectares</th> </tr> </thead> <tbody> <tr> <td>Whonnock I.R. No. 1</td> <td style="text-align: right;">34.4</td> </tr> <tr> <td>Langley I.R. No. 2</td> <td style="text-align: right;">58.3</td> </tr> <tr> <td>Langley I.R. No. 3</td> <td style="text-align: right;">46.0</td> </tr> <tr> <td>Langley I.R. No. 4</td> <td style="text-align: right;">96.0</td> </tr> <tr> <td>Langley I.R. No. 5</td> <td style="text-align: right;">140.6</td> </tr> <tr> <td>McMillan Island I.R. No. 6</td> <td style="text-align: right;">181.0</td> </tr> <tr> <td><b>Total:</b></td> <td style="text-align: right;"><b>556.3</b></td> </tr> </tbody> </table> <p><b>Notes:</b><br/>Kwantlen First Nation is located on the Fraser River at Fort Langley. The main residential community is on McMillan Island I.R. No. 6.</p> |                                                                                                                                                                                                                                                                                                                                                                                                                                                                          | Hectares | Whonnock I.R. No. 1 | 34.4 | Langley I.R. No. 2 | 58.3 | Langley I.R. No. 3 | 46.0 | Langley I.R. No. 4 | 96.0 | Langley I.R. No. 5 | 140.6 | McMillan Island I.R. No. 6 | 181.0 | <b>Total:</b> | <b>556.3</b> | <p><b>Registered Indian Population</b><br/><i>(as of December 2002 – INAC)</i></p> <p><b>Living on Indian Reserves:</b> 73</p> <p><b>Living off Indian Reserves:</b> 100</p> <p><b>Total Registered Population:</b> 173</p> <p><b>Non-Aboriginals</b></p> <p><b>Living on Reserves</b> 10<br/><i>(2001 Census – Statistics Canada)</i></p> <p><b>Total Population</b><br/><i>(Registered Indians and Non-Aboriginals)</i></p> <p><b>Living on Reserves</b> 83</p> |
|                                                                                                                                                                                                                                                                                                                                                                                   | Hectares                                                                                                                                                                                                                                                                                                                                                                                                                                                                                                                                                                                                                                                                                                                                                                                                                                                                                                                                                     |                                                                                                                                                                                                                                                                                                                                                                                                                                                                          |          |                     |      |                    |      |                    |      |                    |      |                    |       |                            |       |               |              |                                                                                                                                                                                                                                                                                                                                                                                                                                                                   |
| Whonnock I.R. No. 1                                                                                                                                                                                                                                                                                                                                                               | 34.4                                                                                                                                                                                                                                                                                                                                                                                                                                                                                                                                                                                                                                                                                                                                                                                                                                                                                                                                                         |                                                                                                                                                                                                                                                                                                                                                                                                                                                                          |          |                     |      |                    |      |                    |      |                    |      |                    |       |                            |       |               |              |                                                                                                                                                                                                                                                                                                                                                                                                                                                                   |
| Langley I.R. No. 2                                                                                                                                                                                                                                                                                                                                                                | 58.3                                                                                                                                                                                                                                                                                                                                                                                                                                                                                                                                                                                                                                                                                                                                                                                                                                                                                                                                                         |                                                                                                                                                                                                                                                                                                                                                                                                                                                                          |          |                     |      |                    |      |                    |      |                    |      |                    |       |                            |       |               |              |                                                                                                                                                                                                                                                                                                                                                                                                                                                                   |
| Langley I.R. No. 3                                                                                                                                                                                                                                                                                                                                                                | 46.0                                                                                                                                                                                                                                                                                                                                                                                                                                                                                                                                                                                                                                                                                                                                                                                                                                                                                                                                                         |                                                                                                                                                                                                                                                                                                                                                                                                                                                                          |          |                     |      |                    |      |                    |      |                    |      |                    |       |                            |       |               |              |                                                                                                                                                                                                                                                                                                                                                                                                                                                                   |
| Langley I.R. No. 4                                                                                                                                                                                                                                                                                                                                                                | 96.0                                                                                                                                                                                                                                                                                                                                                                                                                                                                                                                                                                                                                                                                                                                                                                                                                                                                                                                                                         |                                                                                                                                                                                                                                                                                                                                                                                                                                                                          |          |                     |      |                    |      |                    |      |                    |      |                    |       |                            |       |               |              |                                                                                                                                                                                                                                                                                                                                                                                                                                                                   |
| Langley I.R. No. 5                                                                                                                                                                                                                                                                                                                                                                | 140.6                                                                                                                                                                                                                                                                                                                                                                                                                                                                                                                                                                                                                                                                                                                                                                                                                                                                                                                                                        |                                                                                                                                                                                                                                                                                                                                                                                                                                                                          |          |                     |      |                    |      |                    |      |                    |      |                    |       |                            |       |               |              |                                                                                                                                                                                                                                                                                                                                                                                                                                                                   |
| McMillan Island I.R. No. 6                                                                                                                                                                                                                                                                                                                                                        | 181.0                                                                                                                                                                                                                                                                                                                                                                                                                                                                                                                                                                                                                                                                                                                                                                                                                                                                                                                                                        |                                                                                                                                                                                                                                                                                                                                                                                                                                                                          |          |                     |      |                    |      |                    |      |                    |      |                    |       |                            |       |               |              |                                                                                                                                                                                                                                                                                                                                                                                                                                                                   |
| <b>Total:</b>                                                                                                                                                                                                                                                                                                                                                                     | <b>556.3</b>                                                                                                                                                                                                                                                                                                                                                                                                                                                                                                                                                                                                                                                                                                                                                                                                                                                                                                                                                 |                                                                                                                                                                                                                                                                                                                                                                                                                                                                          |          |                     |      |                    |      |                    |      |                    |      |                    |       |                            |       |               |              |                                                                                                                                                                                                                                                                                                                                                                                                                                                                   |
| ECONOMIC<br>ACTIVITIES                                                                                                                                                                                                                                                                                                                                                            | FACILITIES AVAILABLE<br>ON RESERVES                                                                                                                                                                                                                                                                                                                                                                                                                                                                                                                                                                                                                                                                                                                                                                                                                                                                                                                          | AFFILIATIONS                                                                                                                                                                                                                                                                                                                                                                                                                                                             |          |                     |      |                    |      |                    |      |                    |      |                    |       |                            |       |               |              |                                                                                                                                                                                                                                                                                                                                                                                                                                                                   |
| <p>Fishing and farming.</p> <p>Revenue is also derived from a number of land leases.</p>                                                                                                                                                                                                                                                                                          | <p>Church; band office; change room; concession stand; band workshop</p>                                                                                                                                                                                                                                                                                                                                                                                                                                                                                                                                                                                                                                                                                                                                                                                                                                                                                     | <p>Sto:lo Nation Tribal Council<br/>Building #1 – 7201 Vedder Road<br/>Chilliwack, BC<br/>V2R 4G5<br/>Tel: 604.858.3366<br/>Fax: 604.824.5326</p>                                                                                                                                                                                                                                                                                                                        |          |                     |      |                    |      |                    |      |                    |      |                    |       |                            |       |               |              |                                                                                                                                                                                                                                                                                                                                                                                                                                                                   |
| GOVERNANCE                                                                                                                                                                                                                                                                                                                                                                        | HISTORY                                                                                                                                                                                                                                                                                                                                                                                                                                                                                                                                                                                                                                                                                                                                                                                                                                                                                                                                                      | TREATY<br>NEGOTIATIONS                                                                                                                                                                                                                                                                                                                                                                                                                                                   |          |                     |      |                    |      |                    |      |                    |      |                    |       |                            |       |               |              |                                                                                                                                                                                                                                                                                                                                                                                                                                                                   |
| <p><b>Membership Authority:</b><br/>Section 10 <i>Indian Act</i> by Band</p> <p><b>Election System:</b> Custom Election Code</p> <p><b>Council Quorum:</b> 2 of 3</p> <p><b>First Nation Officials:</b><br/>Chief Marilyn Gabriel<br/>Councillor Tumia Gludo<br/>Councillor Leslie Antone</p> <p><b>Term Appointment Date:</b> Nov. 30, 1993<br/><b>Term Expiry Date:</b> N/A</p> | <p><b>Linguistic Group:</b> Salishan</p> <p><b>Ethnic Group:</b> Halq'emeylem</p> <p><b>Notes:</b><br/>The former name of this First Nation (Fort Langley Band) comes from Thomas Langley, Hudson Bay Company director from 1800-1830.</p> <p>The modern name, "Kwantlen", translates into "tireless runners."</p>                                                                                                                                                                                                                                                                                                                                                                                                                                                                                                                                                                                                                                           | <p><b>Status of Negotiations:</b> Stage 4 of 6</p> <p><b>Number of Overlaps with other First Nation groups in the BCTC process:</b> 7</p> <p><b>Possible Overlaps with First Nation Act Bands Outside the BCTC process:</b> 11</p> <p><b>Greater Vancouver jurisdictions within the First Nation's Statement of Intent area:</b></p> <ul style="list-style-type: none"> <li>• Sto:lo Nation Statement of Intent area includes the entire Lower Mainland area.</li> </ul> |          |                     |      |                    |      |                    |      |                    |      |                    |       |                            |       |               |              |                                                                                                                                                                                                                                                                                                                                                                                                                                                                   |

---

### **Kwikwetlem First Nation**

Kwikwetlem First Nation was originally part of the Chilliwack Tribe and is considered “a river people.” In 1861, Governor James Douglas set aside two pieces of land for the band on the Coquitlam River.

Today, two Indian Reserves are nestled against the Coquitlam River. Coquitlam I.R. No. 1, at the mouth of Coquitlam River (where it drains into the Fraser River), is in Coquitlam and Coquitlam I.R. No. 2 is located in Port Coquitlam (further up Coquitlam River).

In fact, the cities of Coquitlam and Port Coquitlam take their name from the Kwikwetlem First Nation.

The Kwikwetlem First Nation has a Registered Indian population of 62, with 31 of those people living on the two reserves. According to the First Nation, future development is planned for Coquitlam I.R. No. 2 to encourage more members to move back home.

The Kwikwetlem First Nation did submit Statement of Intent area information but, given the relatively small size of the band, was advised by the British Columbia Treaty Commission to join another First Nation in treaty negotiations. As a result, the Kwikwetlem First Nation is not currently involved in treaty negotiations.

### Kwikwetlem First Nation

| KWIKWETLEM<br>FIRST NATION                                                                                                                                                                                                                                                                                                                       | INDIAN RESERVES<br>(I.R.)                                                                                                                                                                                                                                                                                                                                                                                                                           | POPULATION                           |          |                      |     |                      |      |               |             |                                                                                                                                                                                                                                                                                                                                                                                                                                                                                                                                                                                                                                                                                                                                                                                                                                                                                                                                                                                                     |                                   |    |                                    |    |                                     |           |  |          |                           |           |
|--------------------------------------------------------------------------------------------------------------------------------------------------------------------------------------------------------------------------------------------------------------------------------------------------------------------------------------------------|-----------------------------------------------------------------------------------------------------------------------------------------------------------------------------------------------------------------------------------------------------------------------------------------------------------------------------------------------------------------------------------------------------------------------------------------------------|--------------------------------------|----------|----------------------|-----|----------------------|------|---------------|-------------|-----------------------------------------------------------------------------------------------------------------------------------------------------------------------------------------------------------------------------------------------------------------------------------------------------------------------------------------------------------------------------------------------------------------------------------------------------------------------------------------------------------------------------------------------------------------------------------------------------------------------------------------------------------------------------------------------------------------------------------------------------------------------------------------------------------------------------------------------------------------------------------------------------------------------------------------------------------------------------------------------------|-----------------------------------|----|------------------------------------|----|-------------------------------------|-----------|--|----------|---------------------------|-----------|
| <p><b>Band No.</b> 560</p> <p><b>Formerly Known As:</b> Kwayhquitlum<br/>(or Coquitlam)</p> <p><b>Band Office Address:</b><br/>65 Colony Farm Road<br/>Coquitlam, BC, V3C 3V4</p> <p><b>Tel:</b> 604.540.0680</p> <p><b>Fax:</b> 604.525.0772</p> <p><b>E-Mail:</b> kway@intergate.ca</p> <p><b>Web:</b> www.intergate.ca/kwayhquitlum/</p>      | <table style="width: 100%; border-collapse: collapse;"> <thead> <tr> <th style="text-align: left;"></th> <th style="text-align: right;">Hectares</th> </tr> </thead> <tbody> <tr> <td>Coquitlam I.R. No. 1</td> <td style="text-align: right;">2.6</td> </tr> <tr> <td>Coquitlam I.R. No. 2</td> <td style="text-align: right;">81.9</td> </tr> <tr> <td><b>Total:</b></td> <td style="text-align: right;"><b>84.5</b></td> </tr> </tbody> </table> |                                      | Hectares | Coquitlam I.R. No. 1 | 2.6 | Coquitlam I.R. No. 2 | 81.9 | <b>Total:</b> | <b>84.5</b> | <p><b>Registered Indian Population</b><br/><i>(as of December 2002 – INAC)</i></p> <table style="width: 100%; border-collapse: collapse;"> <tbody> <tr> <td><b>Living on Indian Reserves:</b></td> <td style="text-align: right;">31</td> </tr> <tr> <td><b>Living off Indian Reserves:</b></td> <td style="text-align: right;">31</td> </tr> <tr> <td><b>Total Registered Population:</b></td> <td style="text-align: right;"><b>62</b></td> </tr> </tbody> </table> <p><b>Non-Aboriginals</b><br/><b>Living on Reserves</b><br/><i>(2001 Census – Statistics Canada)</i></p> <table style="width: 100%; border-collapse: collapse;"> <tbody> <tr> <td></td> <td style="text-align: right;"><b>0</b></td> </tr> </tbody> </table> <p><b>Total Population</b><br/><i>(Registered Indians and Non-Aboriginals)</i></p> <table style="width: 100%; border-collapse: collapse;"> <tbody> <tr> <td><b>Living on Reserves</b></td> <td style="text-align: right;"><b>31</b></td> </tr> </tbody> </table> | <b>Living on Indian Reserves:</b> | 31 | <b>Living off Indian Reserves:</b> | 31 | <b>Total Registered Population:</b> | <b>62</b> |  | <b>0</b> | <b>Living on Reserves</b> | <b>31</b> |
|                                                                                                                                                                                                                                                                                                                                                  | Hectares                                                                                                                                                                                                                                                                                                                                                                                                                                            |                                      |          |                      |     |                      |      |               |             |                                                                                                                                                                                                                                                                                                                                                                                                                                                                                                                                                                                                                                                                                                                                                                                                                                                                                                                                                                                                     |                                   |    |                                    |    |                                     |           |  |          |                           |           |
| Coquitlam I.R. No. 1                                                                                                                                                                                                                                                                                                                             | 2.6                                                                                                                                                                                                                                                                                                                                                                                                                                                 |                                      |          |                      |     |                      |      |               |             |                                                                                                                                                                                                                                                                                                                                                                                                                                                                                                                                                                                                                                                                                                                                                                                                                                                                                                                                                                                                     |                                   |    |                                    |    |                                     |           |  |          |                           |           |
| Coquitlam I.R. No. 2                                                                                                                                                                                                                                                                                                                             | 81.9                                                                                                                                                                                                                                                                                                                                                                                                                                                |                                      |          |                      |     |                      |      |               |             |                                                                                                                                                                                                                                                                                                                                                                                                                                                                                                                                                                                                                                                                                                                                                                                                                                                                                                                                                                                                     |                                   |    |                                    |    |                                     |           |  |          |                           |           |
| <b>Total:</b>                                                                                                                                                                                                                                                                                                                                    | <b>84.5</b>                                                                                                                                                                                                                                                                                                                                                                                                                                         |                                      |          |                      |     |                      |      |               |             |                                                                                                                                                                                                                                                                                                                                                                                                                                                                                                                                                                                                                                                                                                                                                                                                                                                                                                                                                                                                     |                                   |    |                                    |    |                                     |           |  |          |                           |           |
| <b>Living on Indian Reserves:</b>                                                                                                                                                                                                                                                                                                                | 31                                                                                                                                                                                                                                                                                                                                                                                                                                                  |                                      |          |                      |     |                      |      |               |             |                                                                                                                                                                                                                                                                                                                                                                                                                                                                                                                                                                                                                                                                                                                                                                                                                                                                                                                                                                                                     |                                   |    |                                    |    |                                     |           |  |          |                           |           |
| <b>Living off Indian Reserves:</b>                                                                                                                                                                                                                                                                                                               | 31                                                                                                                                                                                                                                                                                                                                                                                                                                                  |                                      |          |                      |     |                      |      |               |             |                                                                                                                                                                                                                                                                                                                                                                                                                                                                                                                                                                                                                                                                                                                                                                                                                                                                                                                                                                                                     |                                   |    |                                    |    |                                     |           |  |          |                           |           |
| <b>Total Registered Population:</b>                                                                                                                                                                                                                                                                                                              | <b>62</b>                                                                                                                                                                                                                                                                                                                                                                                                                                           |                                      |          |                      |     |                      |      |               |             |                                                                                                                                                                                                                                                                                                                                                                                                                                                                                                                                                                                                                                                                                                                                                                                                                                                                                                                                                                                                     |                                   |    |                                    |    |                                     |           |  |          |                           |           |
|                                                                                                                                                                                                                                                                                                                                                  | <b>0</b>                                                                                                                                                                                                                                                                                                                                                                                                                                            |                                      |          |                      |     |                      |      |               |             |                                                                                                                                                                                                                                                                                                                                                                                                                                                                                                                                                                                                                                                                                                                                                                                                                                                                                                                                                                                                     |                                   |    |                                    |    |                                     |           |  |          |                           |           |
| <b>Living on Reserves</b>                                                                                                                                                                                                                                                                                                                        | <b>31</b>                                                                                                                                                                                                                                                                                                                                                                                                                                           |                                      |          |                      |     |                      |      |               |             |                                                                                                                                                                                                                                                                                                                                                                                                                                                                                                                                                                                                                                                                                                                                                                                                                                                                                                                                                                                                     |                                   |    |                                    |    |                                     |           |  |          |                           |           |
| ECONOMIC<br>ACTIVITIES                                                                                                                                                                                                                                                                                                                           | FACILITIES AVAILABLE<br>ON RESERVES                                                                                                                                                                                                                                                                                                                                                                                                                 | AFFILIATIONS                         |          |                      |     |                      |      |               |             |                                                                                                                                                                                                                                                                                                                                                                                                                                                                                                                                                                                                                                                                                                                                                                                                                                                                                                                                                                                                     |                                   |    |                                    |    |                                     |           |  |          |                           |           |
| The band has had a proposal for some residential development as well as for the development of a golf course.                                                                                                                                                                                                                                    | There are basically no facilities on the reserves except for one storage shed.                                                                                                                                                                                                                                                                                                                                                                      | Unaffiliated (for funding purposes). |          |                      |     |                      |      |               |             |                                                                                                                                                                                                                                                                                                                                                                                                                                                                                                                                                                                                                                                                                                                                                                                                                                                                                                                                                                                                     |                                   |    |                                    |    |                                     |           |  |          |                           |           |
| GOVERNANCE                                                                                                                                                                                                                                                                                                                                       | HISTORY                                                                                                                                                                                                                                                                                                                                                                                                                                             | TREATY<br>NEGOTIATIONS               |          |                      |     |                      |      |               |             |                                                                                                                                                                                                                                                                                                                                                                                                                                                                                                                                                                                                                                                                                                                                                                                                                                                                                                                                                                                                     |                                   |    |                                    |    |                                     |           |  |          |                           |           |
| <p><b>Membership Authority:</b><br/>Section 11 by <i>Indian Act</i></p> <p><b>Election System:</b> Custom Election Code</p> <p><b>Council Quorum:</b> 2 of 2</p> <p><b>First Nation Officials:</b><br/>Chief Marvin Joe<br/>Councillor Glen Joe</p> <p><b>Term Appointment Date:</b> May 3, 2003<br/><b>Term Expiry Date:</b> April 30, 2006</p> | <p><b>Linguistic Group:</b> Salishan</p> <p><b>Ethnic Group:</b> Halq'emeylem</p> <p><b>Notes:</b><br/>Formerly part of the Chilliwack Tribe, the Kwikwetlem was formally established on May 15, 1979.</p> <p>The name "Kwikwetlem" comes from the Halkomelem word meaning "smell like fish."</p>                                                                                                                                                   | Not involved in treaty negotiations. |          |                      |     |                      |      |               |             |                                                                                                                                                                                                                                                                                                                                                                                                                                                                                                                                                                                                                                                                                                                                                                                                                                                                                                                                                                                                     |                                   |    |                                    |    |                                     |           |  |          |                           |           |

---

## **Matsqui First Nation**

As with the Kwantlen First Nation, the Matsqui First Nation is also affiliated with the Sto:lo Nation Tribal Council, a modern alliance of 19 First Nation communities.

The Matsqui First Nation has a total of four reserves, but only one is located within Greater Vancouver: Matsqui I.R. No. 4 in the Township of Langley. However, 84% of the total population living on Matsqui reserves (including Aboriginal people and non-Aboriginals) lives within Matsqui I.R. No. 4.

The Matsqui First Nation has a total Registered Indian population of 212, with 50% of the members living off-reserve.

Matsqui Main I.R. No. 2 employs the majority of on reserve members. Most work at a cedar mill located on the Fraser River and at the band office.

Along with offering employment, the Matsqui First Nation also offers the chance for on-reserve schooling, with a Community Learning Center located at the Main Office, aimed at allowing members the opportunity to complete high school.

Matsqui First Nation adopted a Custom Election Code in April 1998. The Matsqui First Nation is referred to as the Matsqui First Nations Governing Body. The Governing Body consists of nine people; one Chief, two Councillors, and 6 Family Representatives. The Chief and Councillors can be subject to an election once every four years; the decision for an election is made by the membership at a General Band Meeting in April of the last year of the term. The membership may decide to have an election for one position or all of the positions, including Chief and Councillor(s).

Family Representatives are selected by their individual families by way of a Signed Family Resolution. Family Representatives are subject to change anytime their families deem changes are necessary. According to the Matsqui First Nation, unlike with other First Nations in Greater Vancouver, the nine members that make up the Governing Body are all equals and decisions are reached by consensus. The Chief and Councillors are recognized as signatories for any Matsqui First Nation document.

### Matsqui First Nation

| MATSQUI FIRST NATION                                                                                                                                                                                                                                                                                                                                                                   | INDIAN RESERVES (I.R.)                                                                                                                                                                                                                                                                                                                                                                                                                                                                                                                                                                                          | POPULATION                                                                                                                                                                                                                                                                                                                                                                                                                                                             |                 |                     |      |                         |       |                          |       |                    |      |               |              |                                                                                                                                                                                                                                                                                                                                                                                                                                                                                                                                                                                                                                                                                                                                                                                       |                                   |     |                                    |     |                                     |            |                           |            |
|----------------------------------------------------------------------------------------------------------------------------------------------------------------------------------------------------------------------------------------------------------------------------------------------------------------------------------------------------------------------------------------|-----------------------------------------------------------------------------------------------------------------------------------------------------------------------------------------------------------------------------------------------------------------------------------------------------------------------------------------------------------------------------------------------------------------------------------------------------------------------------------------------------------------------------------------------------------------------------------------------------------------|------------------------------------------------------------------------------------------------------------------------------------------------------------------------------------------------------------------------------------------------------------------------------------------------------------------------------------------------------------------------------------------------------------------------------------------------------------------------|-----------------|---------------------|------|-------------------------|-------|--------------------------|-------|--------------------|------|---------------|--------------|---------------------------------------------------------------------------------------------------------------------------------------------------------------------------------------------------------------------------------------------------------------------------------------------------------------------------------------------------------------------------------------------------------------------------------------------------------------------------------------------------------------------------------------------------------------------------------------------------------------------------------------------------------------------------------------------------------------------------------------------------------------------------------------|-----------------------------------|-----|------------------------------------|-----|-------------------------------------|------------|---------------------------|------------|
| <p><b>Band No.</b> 565</p> <p><b>Band Office Address:</b><br/>PO Box 10<br/>Matsqui, BC, V4X 3R2</p> <p><b>Tel:</b> 604.826-6145</p> <p><b>Fax:</b> 604.826-7009</p> <p><b>Web:</b> www.geocities.com/matsqui2002/</p>                                                                                                                                                                 | <table border="0"> <tr> <td></td> <td style="text-align: right;"><b>Hectares</b></td> </tr> <tr> <td>Sahhacum I.R. No. 1</td> <td style="text-align: right;">19.1</td> </tr> <tr> <td>Matsqui Main I.R. No. 2</td> <td style="text-align: right;">129.7</td> </tr> <tr> <td>Three Islands I.R. No. 3</td> <td style="text-align: right;">246.3</td> </tr> <tr> <td>Matsqui I.R. No. 4</td> <td style="text-align: right;">24.3</td> </tr> <tr> <td><b>Total:</b></td> <td style="text-align: right;"><b>419.4</b></td> </tr> </table> <p><b>Notes:</b><br/>The main community is on Matsqui Main I.R. No. 2</p> |                                                                                                                                                                                                                                                                                                                                                                                                                                                                        | <b>Hectares</b> | Sahhacum I.R. No. 1 | 19.1 | Matsqui Main I.R. No. 2 | 129.7 | Three Islands I.R. No. 3 | 246.3 | Matsqui I.R. No. 4 | 24.3 | <b>Total:</b> | <b>419.4</b> | <p><b>Registered Indian Population</b><br/><i>(as of December 2002 – INAC)</i></p> <table border="0"> <tr> <td><b>Living on Indian Reserves:</b></td> <td style="text-align: right;">105</td> </tr> <tr> <td><b>Living off Indian Reserves:</b></td> <td style="text-align: right;">107</td> </tr> <tr> <td><b>Total Registered Population:</b></td> <td style="text-align: right;"><b>212</b></td> </tr> </table> <p><b>Non-Aboriginals</b><br/><b>Living on Reserves</b> <span style="float: right;"><b>390</b></span><br/><i>(2001 Census – Statistics Canada)</i></p> <p><b>Total Population</b><br/><i>(Registered Indians and Non-Aboriginals)</i></p> <table border="0"> <tr> <td><b>Living on Reserves</b></td> <td style="text-align: right;"><b>495</b></td> </tr> </table> | <b>Living on Indian Reserves:</b> | 105 | <b>Living off Indian Reserves:</b> | 107 | <b>Total Registered Population:</b> | <b>212</b> | <b>Living on Reserves</b> | <b>495</b> |
|                                                                                                                                                                                                                                                                                                                                                                                        | <b>Hectares</b>                                                                                                                                                                                                                                                                                                                                                                                                                                                                                                                                                                                                 |                                                                                                                                                                                                                                                                                                                                                                                                                                                                        |                 |                     |      |                         |       |                          |       |                    |      |               |              |                                                                                                                                                                                                                                                                                                                                                                                                                                                                                                                                                                                                                                                                                                                                                                                       |                                   |     |                                    |     |                                     |            |                           |            |
| Sahhacum I.R. No. 1                                                                                                                                                                                                                                                                                                                                                                    | 19.1                                                                                                                                                                                                                                                                                                                                                                                                                                                                                                                                                                                                            |                                                                                                                                                                                                                                                                                                                                                                                                                                                                        |                 |                     |      |                         |       |                          |       |                    |      |               |              |                                                                                                                                                                                                                                                                                                                                                                                                                                                                                                                                                                                                                                                                                                                                                                                       |                                   |     |                                    |     |                                     |            |                           |            |
| Matsqui Main I.R. No. 2                                                                                                                                                                                                                                                                                                                                                                | 129.7                                                                                                                                                                                                                                                                                                                                                                                                                                                                                                                                                                                                           |                                                                                                                                                                                                                                                                                                                                                                                                                                                                        |                 |                     |      |                         |       |                          |       |                    |      |               |              |                                                                                                                                                                                                                                                                                                                                                                                                                                                                                                                                                                                                                                                                                                                                                                                       |                                   |     |                                    |     |                                     |            |                           |            |
| Three Islands I.R. No. 3                                                                                                                                                                                                                                                                                                                                                               | 246.3                                                                                                                                                                                                                                                                                                                                                                                                                                                                                                                                                                                                           |                                                                                                                                                                                                                                                                                                                                                                                                                                                                        |                 |                     |      |                         |       |                          |       |                    |      |               |              |                                                                                                                                                                                                                                                                                                                                                                                                                                                                                                                                                                                                                                                                                                                                                                                       |                                   |     |                                    |     |                                     |            |                           |            |
| Matsqui I.R. No. 4                                                                                                                                                                                                                                                                                                                                                                     | 24.3                                                                                                                                                                                                                                                                                                                                                                                                                                                                                                                                                                                                            |                                                                                                                                                                                                                                                                                                                                                                                                                                                                        |                 |                     |      |                         |       |                          |       |                    |      |               |              |                                                                                                                                                                                                                                                                                                                                                                                                                                                                                                                                                                                                                                                                                                                                                                                       |                                   |     |                                    |     |                                     |            |                           |            |
| <b>Total:</b>                                                                                                                                                                                                                                                                                                                                                                          | <b>419.4</b>                                                                                                                                                                                                                                                                                                                                                                                                                                                                                                                                                                                                    |                                                                                                                                                                                                                                                                                                                                                                                                                                                                        |                 |                     |      |                         |       |                          |       |                    |      |               |              |                                                                                                                                                                                                                                                                                                                                                                                                                                                                                                                                                                                                                                                                                                                                                                                       |                                   |     |                                    |     |                                     |            |                           |            |
| <b>Living on Indian Reserves:</b>                                                                                                                                                                                                                                                                                                                                                      | 105                                                                                                                                                                                                                                                                                                                                                                                                                                                                                                                                                                                                             |                                                                                                                                                                                                                                                                                                                                                                                                                                                                        |                 |                     |      |                         |       |                          |       |                    |      |               |              |                                                                                                                                                                                                                                                                                                                                                                                                                                                                                                                                                                                                                                                                                                                                                                                       |                                   |     |                                    |     |                                     |            |                           |            |
| <b>Living off Indian Reserves:</b>                                                                                                                                                                                                                                                                                                                                                     | 107                                                                                                                                                                                                                                                                                                                                                                                                                                                                                                                                                                                                             |                                                                                                                                                                                                                                                                                                                                                                                                                                                                        |                 |                     |      |                         |       |                          |       |                    |      |               |              |                                                                                                                                                                                                                                                                                                                                                                                                                                                                                                                                                                                                                                                                                                                                                                                       |                                   |     |                                    |     |                                     |            |                           |            |
| <b>Total Registered Population:</b>                                                                                                                                                                                                                                                                                                                                                    | <b>212</b>                                                                                                                                                                                                                                                                                                                                                                                                                                                                                                                                                                                                      |                                                                                                                                                                                                                                                                                                                                                                                                                                                                        |                 |                     |      |                         |       |                          |       |                    |      |               |              |                                                                                                                                                                                                                                                                                                                                                                                                                                                                                                                                                                                                                                                                                                                                                                                       |                                   |     |                                    |     |                                     |            |                           |            |
| <b>Living on Reserves</b>                                                                                                                                                                                                                                                                                                                                                              | <b>495</b>                                                                                                                                                                                                                                                                                                                                                                                                                                                                                                                                                                                                      |                                                                                                                                                                                                                                                                                                                                                                                                                                                                        |                 |                     |      |                         |       |                          |       |                    |      |               |              |                                                                                                                                                                                                                                                                                                                                                                                                                                                                                                                                                                                                                                                                                                                                                                                       |                                   |     |                                    |     |                                     |            |                           |            |
| ECONOMIC ACTIVITIES                                                                                                                                                                                                                                                                                                                                                                    | FACILITIES AVAILABLE ON RESERVES                                                                                                                                                                                                                                                                                                                                                                                                                                                                                                                                                                                | AFFILIATIONS                                                                                                                                                                                                                                                                                                                                                                                                                                                           |                 |                     |      |                         |       |                          |       |                    |      |               |              |                                                                                                                                                                                                                                                                                                                                                                                                                                                                                                                                                                                                                                                                                                                                                                                       |                                   |     |                                    |     |                                     |            |                           |            |
| <p>The band has several agricultural "buckshee" leases (i.e. unregistered leases or agreements for the use of land) as well as formal leases and permits.</p> <p>Mobile home park leases generate revenue for the band.</p>                                                                                                                                                            | <p>Cedar mill located the Fraser River; band office; gas station (in the planning stages); mobile home park; Community Learning Centre (school aimed at allowing members the opportunity to complete high school).</p>                                                                                                                                                                                                                                                                                                                                                                                          | <p>Sto:lo Nation Tribal Council<br/>Building #1 – 7201 Vedder Road<br/>Chilliwack, BC<br/>V2R 4G5<br/>Tel: 604.858.3366<br/>Fax: 604.824.5326</p>                                                                                                                                                                                                                                                                                                                      |                 |                     |      |                         |       |                          |       |                    |      |               |              |                                                                                                                                                                                                                                                                                                                                                                                                                                                                                                                                                                                                                                                                                                                                                                                       |                                   |     |                                    |     |                                     |            |                           |            |
| GOVERNANCE                                                                                                                                                                                                                                                                                                                                                                             | HISTORY                                                                                                                                                                                                                                                                                                                                                                                                                                                                                                                                                                                                         | TREATY NEGOTIATIONS                                                                                                                                                                                                                                                                                                                                                                                                                                                    |                 |                     |      |                         |       |                          |       |                    |      |               |              |                                                                                                                                                                                                                                                                                                                                                                                                                                                                                                                                                                                                                                                                                                                                                                                       |                                   |     |                                    |     |                                     |            |                           |            |
| <p><b>Membership Authority:</b><br/>Section 10 <i>Indian Act</i> by Band</p> <p><b>Election System:</b> Custom Election Code</p> <p><b>Council Quorum:</b> 2 of 3</p> <p><b>First Nation Officials:</b><br/>Chief Alice McKay<br/>Councillor Rose Julian<br/>Councillor Brenda Morgan</p> <p><b>Term Appointment Date:</b> July 1, 1998<br/><b>Term Expiry Date:</b> June 30, 2004</p> | <p><b>Linguistic Group:</b> Salishan</p> <p><b>Ethnic Group:</b> Halq'emeylem</p> <p><b>Notes:</b><br/>The name "Matsqui", in Halkomelem, means "easy portage" or "easy traveling", apparently referring to the ease with which people could ascend creeks from the Fraser and drag their canoes over the height of land to the old Sumas Lake.</p> <p>The reserve land was allotted June 20, 1879.</p>                                                                                                                                                                                                         | <p><b>Status of Negotiations:</b> Stage 4 of 6</p> <p><b>Number of Overlaps with other First Nation groups in the BCTC process:</b> 7</p> <p><b>Possible Overlaps with First Nation Act Bands Outside the BCTC process:</b> 11</p> <p><b>Greater Vancouver jurisdictions within the First Nation's Statement of Intent area:</b></p> <ul style="list-style-type: none"> <li>Sto:lo Nation Statement of Intent area includes the entire Lower Mainland area.</li> </ul> |                 |                     |      |                         |       |                          |       |                    |      |               |              |                                                                                                                                                                                                                                                                                                                                                                                                                                                                                                                                                                                                                                                                                                                                                                                       |                                   |     |                                    |     |                                     |            |                           |            |

---

## **Musqueam Indian Band**

Musqueam's central village is located in the marshy lowlands overlooking the north arm of the Fraser River (in the south-west corner of the City of Vancouver) and the species of grass that once thrived on the foreshore may be the root of the Indian band's ancient name, X'muzk'i'um.

X'muzk'i'um has been home and headquarters since the Colonial period, when it was marked out as the reserve. Today, airliners land and take off within view of the Musqueam community; behind it, traffic moves steadily along Marine Drive. Here the estates of Point Grey and the sprawling campus of the University of British Columbia include valuable land which the Musqueam have leased for two golf courses and housing.

The Musqueam Indian Band has three reserves and, although it experienced a slight decrease in population between 1996 and 2001 (-6.4%), remains the second largest First Nation, in terms of Registered Indian population, in the region with just under 1,100 people.

Musqueam also has a very high non-Aboriginal population compared to other First Nations in the region, with 760 people living on Musqueam I.R. No. 2.

According to the Musqueam Indian Band, its Council's objectives include involvement with museums in the Greater Vancouver area. This work has been mainly with the Museum of Anthropology over the last 25 years but there has been work done with the Vancouver Museum. The Musqueam Indian Band's involvement has been primarily focused on ensuring that Musqueam's cultural history is portrayed in a clear and accurate manner and from a Musqueam perspective. This process has brought success to Musqueam in bringing cultural information back to the community and in providing a benefit to museums.

The Musqueam Indian Band has also been working in partnership with other organizations such as the David Suzuki Foundation and Vancouver Airport Authority in recognizing Musqueam's traditional territory and educating the public that these projects are conducted on Musqueam's traditional territory. Musqueam is also working collaboratively on incorporating its traditional artwork into these projects as well as promoting employment for Musqueam people.

Musqueam is currently in Stage 3 of six in the treaty negotiations process: the Framework Agreement stage. Musqueam is also a signatory First Nation to the *Framework Agreement on First Nation Land Management*.

### Musqueam Indian Band

| MUSQUEAM INDIAN BAND                                                                                                                                                                                                                                                                                                                                                                                                                                                                                                                                                                                                                                           | INDIAN RESERVES (I.R.)                                                                                                                                                                                                                                                                                                                                                                                                                   | POPULATION                                                                                                                                                                                                                                                                                                                                                                                                                                                                                                                                                                                                                                                                                                             |          |                     |       |                     |      |                       |     |               |              |                                                                                                                                                                                                                                                                                                                                                                                                                                                                       |
|----------------------------------------------------------------------------------------------------------------------------------------------------------------------------------------------------------------------------------------------------------------------------------------------------------------------------------------------------------------------------------------------------------------------------------------------------------------------------------------------------------------------------------------------------------------------------------------------------------------------------------------------------------------|------------------------------------------------------------------------------------------------------------------------------------------------------------------------------------------------------------------------------------------------------------------------------------------------------------------------------------------------------------------------------------------------------------------------------------------|------------------------------------------------------------------------------------------------------------------------------------------------------------------------------------------------------------------------------------------------------------------------------------------------------------------------------------------------------------------------------------------------------------------------------------------------------------------------------------------------------------------------------------------------------------------------------------------------------------------------------------------------------------------------------------------------------------------------|----------|---------------------|-------|---------------------|------|-----------------------|-----|---------------|--------------|-----------------------------------------------------------------------------------------------------------------------------------------------------------------------------------------------------------------------------------------------------------------------------------------------------------------------------------------------------------------------------------------------------------------------------------------------------------------------|
| <p><b>Band No.</b> 550</p> <p><b>Band Office Address:</b><br/>6735 Salish Drive<br/>Vancouver, BC, V6N 4C4</p> <p><b>Tel:</b> 604.263.3261</p> <p><b>Fax:</b> 604.263.4212</p> <p><b>Web Site:</b> www.musqueam.bc.ca</p>                                                                                                                                                                                                                                                                                                                                                                                                                                      | <table> <thead> <tr> <th></th> <th>Hectares</th> </tr> </thead> <tbody> <tr> <td>Musqueam I.R. No. 2</td> <td>190.4</td> </tr> <tr> <td>Musqueam I.R. No. 4</td> <td>57.3</td> </tr> <tr> <td>Sea Island I.R. No. 3</td> <td>6.5</td> </tr> <tr> <td><b>Total:</b></td> <td><b>254.2</b></td> </tr> </tbody> </table> <p><b>Notes:</b><br/>The main community is located in Musqueam I.R. No. 2 in the Point Grey area of Vancouver.</p> |                                                                                                                                                                                                                                                                                                                                                                                                                                                                                                                                                                                                                                                                                                                        | Hectares | Musqueam I.R. No. 2 | 190.4 | Musqueam I.R. No. 4 | 57.3 | Sea Island I.R. No. 3 | 6.5 | <b>Total:</b> | <b>254.2</b> | <p><b>Registered Indian Population</b><br/><i>(as of December 2002 – INAC)</i></p> <p><b>Living on Indian Reserves:</b> 608</p> <p><b>Living off Indian Reserves:</b> 484</p> <p><b>Total Registered Population:</b> 1,092</p> <p><b>Non-Aboriginals</b><br/><b>Living on Reserves</b> 760<br/><i>(2001 Census – Statistics Canada)</i></p> <p><b>Total Population</b><br/><i>(Registered Indians and Non-Aboriginals)</i></p> <p><b>Living on Reserves</b> 1,368</p> |
|                                                                                                                                                                                                                                                                                                                                                                                                                                                                                                                                                                                                                                                                | Hectares                                                                                                                                                                                                                                                                                                                                                                                                                                 |                                                                                                                                                                                                                                                                                                                                                                                                                                                                                                                                                                                                                                                                                                                        |          |                     |       |                     |      |                       |     |               |              |                                                                                                                                                                                                                                                                                                                                                                                                                                                                       |
| Musqueam I.R. No. 2                                                                                                                                                                                                                                                                                                                                                                                                                                                                                                                                                                                                                                            | 190.4                                                                                                                                                                                                                                                                                                                                                                                                                                    |                                                                                                                                                                                                                                                                                                                                                                                                                                                                                                                                                                                                                                                                                                                        |          |                     |       |                     |      |                       |     |               |              |                                                                                                                                                                                                                                                                                                                                                                                                                                                                       |
| Musqueam I.R. No. 4                                                                                                                                                                                                                                                                                                                                                                                                                                                                                                                                                                                                                                            | 57.3                                                                                                                                                                                                                                                                                                                                                                                                                                     |                                                                                                                                                                                                                                                                                                                                                                                                                                                                                                                                                                                                                                                                                                                        |          |                     |       |                     |      |                       |     |               |              |                                                                                                                                                                                                                                                                                                                                                                                                                                                                       |
| Sea Island I.R. No. 3                                                                                                                                                                                                                                                                                                                                                                                                                                                                                                                                                                                                                                          | 6.5                                                                                                                                                                                                                                                                                                                                                                                                                                      |                                                                                                                                                                                                                                                                                                                                                                                                                                                                                                                                                                                                                                                                                                                        |          |                     |       |                     |      |                       |     |               |              |                                                                                                                                                                                                                                                                                                                                                                                                                                                                       |
| <b>Total:</b>                                                                                                                                                                                                                                                                                                                                                                                                                                                                                                                                                                                                                                                  | <b>254.2</b>                                                                                                                                                                                                                                                                                                                                                                                                                             |                                                                                                                                                                                                                                                                                                                                                                                                                                                                                                                                                                                                                                                                                                                        |          |                     |       |                     |      |                       |     |               |              |                                                                                                                                                                                                                                                                                                                                                                                                                                                                       |
| ECONOMIC ACTIVITIES                                                                                                                                                                                                                                                                                                                                                                                                                                                                                                                                                                                                                                            | FACILITIES AVAILABLE ON RESERVES                                                                                                                                                                                                                                                                                                                                                                                                         | AFFILIATIONS                                                                                                                                                                                                                                                                                                                                                                                                                                                                                                                                                                                                                                                                                                           |          |                     |       |                     |      |                       |     |               |              |                                                                                                                                                                                                                                                                                                                                                                                                                                                                       |
| <p>Band-owned Celtic Shipyards employs 35-40 band members and is the economic focal point of the community.</p> <p>The Musqueam Indian Band also owns the Fraser Arms Hotel through a holding company.</p> <p>In addition, the Musqueam Indian Band leases lands to non-Aboriginal leaseholders living on Musqueam I.R. No. 2.</p>                                                                                                                                                                                                                                                                                                                             | <p>Community hall; recreation hall; band office; longhouse; kindergarten school; church; elders' facilities.</p>                                                                                                                                                                                                                                                                                                                         | <p>Unaffiliated (for funding purposes).</p>                                                                                                                                                                                                                                                                                                                                                                                                                                                                                                                                                                                                                                                                            |          |                     |       |                     |      |                       |     |               |              |                                                                                                                                                                                                                                                                                                                                                                                                                                                                       |
| GOVERNANCE                                                                                                                                                                                                                                                                                                                                                                                                                                                                                                                                                                                                                                                     | HISTORY                                                                                                                                                                                                                                                                                                                                                                                                                                  | TREATY NEGOTIATIONS                                                                                                                                                                                                                                                                                                                                                                                                                                                                                                                                                                                                                                                                                                    |          |                     |       |                     |      |                       |     |               |              |                                                                                                                                                                                                                                                                                                                                                                                                                                                                       |
| <p><b>Membership Authority:</b><br/>Section 10 <i>Indian Act</i> by Band</p> <p><b>Council Quorum:</b> 6 of 10</p> <p><b>First Nation Officials:</b><br/>Chief Ernest Campbell<br/>Councillor Barbara Charles<br/>Councillor Myrtle McKay<br/>Councillor Nolan Charles<br/>Councillor Wayne Sparrow<br/>Councillor Norman Point<br/>Councillor Howard Grant<br/>Councillor Wendy (John) Grant<br/>Councillor Delbert Guerin<br/>Councillor Walter Stogan</p> <p><b>Term Appointment Date:</b> January 3, 2003<br/><b>Term Expiry Date:</b> January 2, 2005</p> <p>Signatory First Nation to the <i>Framework Agreement on First Nation Land Management</i></p> | <p><b>Linguistic Group:</b> Salishan</p> <p><b>Ethnic Group:</b> Halq'emeylem</p> <p><b>Notes:</b><br/>The name "Musqueam" (<i>Muxqui</i> or "grass") in Halkomelem means "place always to get [the root of] iris-like plant", which, according to the First Nation, flourishes beside the Fraser River.</p>                                                                                                                             | <p><b>Status of Negotiations:</b> Stage 3 of 6</p> <p><b>Number of Overlaps with other First Nation groups in the BCTC process:</b> 5</p> <p><b>Possible Overlaps with First Nation Act Bands Outside the BCTC process:</b> 2</p> <p><b>Greater Vancouver jurisdictions within the First Nation's Statement of Intent area:</b></p> <ul style="list-style-type: none"> <li>• Anmore</li> <li>• Belcarra</li> <li>• Burnaby</li> <li>• Coquitlam</li> <li>• Delta</li> <li>• GVRD Electoral Area A</li> <li>• New Westminster</li> <li>• North Vancouver City</li> <li>• North Vancouver District</li> <li>• Port Moody</li> <li>• Richmond</li> <li>• Surrey</li> <li>• Vancouver</li> <li>• West Vancouver</li> </ul> |          |                     |       |                     |      |                       |     |               |              |                                                                                                                                                                                                                                                                                                                                                                                                                                                                       |

---

## Qayqayt First Nation

More than 170 years ago, the banks of the Fraser River near what is now Whalley and New Westminster were home to the powerful Kwantlen Indian tribe. The Kwantlens had two main villages: Skaiaemetl (pronounced “Sky-Moth-el”) now the Fraserview subdivision and Qayqayt (pronounced “Kee-Kite”) near what is now Brownsville.

In 1827, when Europeans built Fort Langley, the Kwantlens moved to the fort to work in the fur trade.

By 1860, when Col. Moody chose the site for New Westminster, there had not been a permanent Aboriginal camp there for about 30 years.

In 1879, the Federal government allocated three reserves to the New Westminster Indian Band:

- South Westminster Reserve – on the south banks of the Fraser River, now Brownsville (104 acres, or 42 hectares);
- City of New Westminster – three small reserves on the north arm of the Fraser River (22 acres, or 8.9 hectares); and
- Poplar Island – traditional burial grounds (27 acres, or 10.9 hectares).

The band had over 400 members between 1879 and 1900, when a smallpox epidemic hit. In 1916, the reserves were “cut off” as part of the governments’ reallocation of Indian Reserves and families were assimilated into other local reserves, such as the Musqueam.

The Poplar Island Reserve was sold to the City of New Westminster in 1945 and later returned to the Federal Crown. The others are no longer recorded as reserves either.

The last two members of the band apparently died in 1975 and 1992. However, the Department of Indian and Northern Affairs Canada was never officially notified. Therefore, the First Nation continued to exist on paper only until Chief Rhonda Larrabee, who applied for Indian status under Bill C-31, was recognized as an official member in 1994.

In 1996, Qayqayt members were granted a permit to fish on the Fraser River in their traditional territory for food, social and ceremonial purposes. The following year, members hosted a traditional pow-wow at the Armouries (New Westminster).

Today, known as the Qayqayt First Nation, it has the distinction of being one of the smallest First Nations in Canada (with only 6 Registered Indians) and the only one without a land base. In fact, the band office address is officially listed as being within the City of Vancouver.

### Qayqayt First Nation

| QAYQAYT<br>FIRST NATION                                                                                                                                                                                                                                                                                                                                                                                                                                                                                                                                                                  | INDIAN RESERVES<br>(I.R.)                                                                                                                                                            | POPULATION                                                                                                                                                                                                                                                                                                                                                                                                                                             |
|------------------------------------------------------------------------------------------------------------------------------------------------------------------------------------------------------------------------------------------------------------------------------------------------------------------------------------------------------------------------------------------------------------------------------------------------------------------------------------------------------------------------------------------------------------------------------------------|--------------------------------------------------------------------------------------------------------------------------------------------------------------------------------------|--------------------------------------------------------------------------------------------------------------------------------------------------------------------------------------------------------------------------------------------------------------------------------------------------------------------------------------------------------------------------------------------------------------------------------------------------------|
| <p><b>Band No.</b> 566</p> <p><b>Also Known As:</b><br/>New Westminster Indian Band</p> <p><b>Band Office Address:</b><br/>Suite 105 – 3680 Rae Avenue<br/>Vancouver, BC, V5R 2P5</p> <p><b>Tel:</b> 604.451.0531</p> <p><b>Fax:</b> 604.451.9231</p>                                                                                                                                                                                                                                                                                                                                    | <p>None.</p>                                                                                                                                                                         | <p><b>Registered Indian Population</b><br/><i>(as of December 2002 –INAC)</i></p> <p><b>Living on Indian Reserves:</b> 0</p> <p><b>Living off Indian Reserves:</b> 6</p> <p><b>Total Registered Population:</b> 6</p> <p><b>Non-Aboriginals</b><br/><b>Living on Reserves</b> 0<br/><i>(2001 Census – Statistics Canada)</i></p> <p><b>Total Population</b><br/><i>(Registered Indians and Non-Aboriginals)</i></p> <p><b>Living on Reserves</b> 0</p> |
| ECONOMIC<br>ACTIVITIES                                                                                                                                                                                                                                                                                                                                                                                                                                                                                                                                                                   | FACILITIES AVAILABLE<br>ON RESERVES                                                                                                                                                  | AFFILIATIONS                                                                                                                                                                                                                                                                                                                                                                                                                                           |
| <p>N/A</p>                                                                                                                                                                                                                                                                                                                                                                                                                                                                                                                                                                               | <p>N/A</p>                                                                                                                                                                           | <p>Unaffiliated</p>                                                                                                                                                                                                                                                                                                                                                                                                                                    |
| GOVERNANCE                                                                                                                                                                                                                                                                                                                                                                                                                                                                                                                                                                               | HISTORY                                                                                                                                                                              | TREATY<br>NEGOTIATIONS                                                                                                                                                                                                                                                                                                                                                                                                                                 |
| <p><b>Membership Authority:</b><br/>Section 11 by <i>Indian Act</i></p> <p><b>Election System:</b> Custom Election Code</p> <p><b>Council Quorum:</b> 1 of 4</p> <p><b>First Nation Officials:</b><br/>Chief Rhonda Larrabee<br/>Councillor Robert Bandura<br/>Councillor Rodney Bandura<br/>Councillor Ronald Lee</p> <p><b>Term Appointment Dates:</b></p> <p><b>April 29, 1994 for Chief Rhonda Larrabee</b></p> <p><b>May 9, 1994 for Councillors Rodney Bandura and Ronald Lee</b></p> <p><b>May 4, 1995 for Councillor Robert Bandura</b></p> <p><b>Term Expiry Dates:</b> N/A</p> | <p><b>Linguistic Group:</b> Salishan</p> <p><b>Ethnic Group:</b> Halq'emeylem</p> <p><b>Notes:</b><br/>The name "Qayqay t" (pronounced "Kee-Kite") is thought to mean "muskrat."</p> | <p>Not involved in treaty negotiations.</p> <p>The main goal of Qayqayt members is to recover a land base for their families and the future of the First Nation.</p>                                                                                                                                                                                                                                                                                   |

### **Semiahmoo First Nation**

The Semiahmoo, located just south of White Rock at the Canada-US boundary, are more closely related to the Lummi and Samish peoples across the international border, and to the Lekwammen and T'Sou-ke across the Strait of Georgia, than they are to the Halq'emeylem-speaking residents of the Sto:lo.

The people of the strait are united by their Salish language and by their tradition of using an elaborate reef-net system to catch sokeye salmon as they entered Juan de Fuca Strait and the Strait of Georgia from the south, on their migration to spawning grounds in the Fraser.

As with the Tsawwassen First Nation, the Semiahmoo First Nation only has one reserve and is one of the smallest First Nations in the region, with a Registered Indian population of 70 members. In fact, Semiahmoo has more non-Aboriginals living on its reserve than band members. Semiahmoo also experienced a loss in reserve population (-34.5%), between 1996 and 2001, when the figure dropped from 200 people to 131.

The median age of the Semiahmoo population is 42.5 years of age, higher than the average for all people living on Indian Reserves in Greater Vancouver (39.2 years of age).

The Semiahmoo First Nation is not affiliated with any tribal council and is not involved in treaty negotiations.

### Semiahmoo First Nation

| SEMAIHMOO<br>FIRST NATION                                                                                                                                                                                                                                                                                                            | INDIAN RESERVES<br>(I.R.)                                                                                                                                                                                      | POPULATION                                                                                                                                                                                                                                                                                                                                                                                                                                                   |
|--------------------------------------------------------------------------------------------------------------------------------------------------------------------------------------------------------------------------------------------------------------------------------------------------------------------------------------|----------------------------------------------------------------------------------------------------------------------------------------------------------------------------------------------------------------|--------------------------------------------------------------------------------------------------------------------------------------------------------------------------------------------------------------------------------------------------------------------------------------------------------------------------------------------------------------------------------------------------------------------------------------------------------------|
| <p><b>Band No.</b> 569</p> <p><b>Band Office Address:</b><br/>16049 Beach Road<br/>Surrey, BC, V3S 9R6</p> <p><b>Tel:</b> 604.536.3101</p> <p><b>Fax:</b> 604.536.6116</p> <p><b>E-Mail:</b> mail@semiahmoofirstnation.org</p> <p><b>Web:</b> www.semiahmoofirstnation.org</p>                                                       | <p style="text-align: right;"><b>Hectares</b></p> <p>Semiahmoo I.R. 129.1</p> <p><b>Total:</b> 129.1</p> <p><b>Notes:</b><br/>The reserve is located southeast of White Rock, near the Canada-U.S. Border.</p> | <p><b>Registered Indian Population</b><br/><i>(as of December 2002 –INAC)</i></p> <p><b>Living on Indian Reserves:</b> 46</p> <p><b>Living off Indian Reserves:</b> 24</p> <p><b>Total Registered Population:</b> 70</p> <p><b>Non-Aboriginals</b><br/><b>Living on Reserves</b> 80<br/><i>(2001 Census – Statistics Canada)</i></p> <p><b>Total Population</b><br/><i>(Registered Indians and Non-Aboriginals)</i></p> <p><b>Living on Reserves</b> 126</p> |
| ECONOMIC<br>ACTIVITIES                                                                                                                                                                                                                                                                                                               | FACILITIES AVAILABLE<br>ON RESERVES                                                                                                                                                                            | AFFILIATIONS                                                                                                                                                                                                                                                                                                                                                                                                                                                 |
| <p>Bayside Campsite.</p> <p>Most of the land is under Certificate of Possession and being leased out by the locatees.</p>                                                                                                                                                                                                            | <p>Church.</p>                                                                                                                                                                                                 | <p>Unaffiliated (for funding purposes)</p>                                                                                                                                                                                                                                                                                                                                                                                                                   |
| GOVERNANCE                                                                                                                                                                                                                                                                                                                           | HISTORY                                                                                                                                                                                                        | TREATY<br>NEGOTIATIONS                                                                                                                                                                                                                                                                                                                                                                                                                                       |
| <p><b>Membership Authority:</b><br/>Section 10 <i>Indian Act</i> by Band</p> <p><b>Council Quorum:</b> 2 of 3</p> <p><b>First Nation Officials:</b><br/>Chief Willard Cook<br/>Councillor Kevin Cook<br/>Councillor Sharon Charles</p> <p><b>Term Appointment Date:</b> Dec. 28, 2002<br/><b>Term Expiry Date:</b> Dec. 27, 2004</p> | <p><b>Linguistic Group:</b> Salishan</p> <p><b>Ethnic Group:</b> Halq'emeylem</p> <p><b>Notes:</b><br/>The band is named after the Semiamu Indians. The name is said to mean "half moon."</p>                  | <p>Not involved in treaty negotiations.</p>                                                                                                                                                                                                                                                                                                                                                                                                                  |

---

## Squamish Nation

After contact with European settlers, 16 Squamish speaking tribes decided to amalgamate to form one unit called the Squamish Nation. The amalgamation, which was signed on July 23, 1923, was established “to guarantee equality to all Squamish and to ensure good government.”

The Squamish people lived in villages on both sides of the Squamish River and its creeks, in the Howe Sound area, and the Burrard Inlet and Indian Arm.

According to the First Nation, the Squamish people used to travel each year to the Burrard Inlet area to fish and gather clams at such places as Jericho Beach, False Creek, English Bay, and Port Moody. These places were used by the same groups of people year after year and gradually, some of them developed into year-round homes. There have been Squamish settlements in Stanley Park, near the Granville Street Bridge, and in other areas of Burrard Inlet.

In May 2003, the BC Court of Appeal decreed 4.3 hectares of land in the Kitsilano area of Vancouver (behind the Molson Brewery site and under the Burrard Street Bridge) as reserve land. For centuries, the land was the site of the Squamish Nation village, until it was expropriated between 1886 and 1902 for the Canadian Pacific Railway line.

Around the Capilano River was “whu-MUL-chits-tun”, now called Capilano I.R. No. 5. “Slah-AHN” was in North Vancouver and is now known as Mission I.R. No. 1. It is west of Lonsdale and stretches north from the waterfront. It is called Mission Reserve because in the 1860’s a Catholic mission was founded there.

Today, the Squamish Nation is, by far, the largest First Nation, resident in Greater Vancouver, in terms of the number of reserves (23), combined area of reserves (2,115.6 hectares), Registered Indian population (3,269 people), and total population on its reserves (3,901 people) according to the Federal department of Indian and Northern Affairs Canada.

Members of the Squamish Nation continue to live primarily at the North Vancouver reserves – Mission, Capilano and Seymour – and at four of nine reserves in the Squamish Valley to the north. The Tsleil-Waututh people, who live on Burrard Inlet immediately east of the Squamish Nation, share close cultural, family and historic ties with the Squamish Nation.

Within Greater Vancouver, the most populated reserve is Capilano I.R. No. 5 (2,230 people), which experienced an increase in population of 4.2% between 1996 and 2001. Mission No. 1, with a population of 339 people, experienced an increase of 5.6%. Seymour Creek No. 2, which has a population of 54 people, experienced the largest increase in population between 1996 and 2001: 63.6%.

The Squamish Nation is currently in Stage 3 of the six-stage treaty negotiation process, but has not been actively pursuing a negotiated settlement at the treaty table. The Squamish Nation is also a signatory First Nation to the *Framework Agreement on First Nation Land Management*.

## Squamish Nation

| SQUAMISH NATION                                                                                                                                                                                                                                                                                                                                                                                                                                                                                                                                                                                                                                                                                                                                                                                                                                                                                                                                                                                                                                                                         | INDIAN RESERVES (I.R.)                                                                                                                                                                                                                                                                                                                                                                                                                                                                                                                                                                                                                                                                                                                                                                                                                                                                                                                                                                                                                                                                                                                                                                                                                                                                                                                                                                                                                                                                                                                                                                                                                                                                                                                                                                                                                                                                                                                                                                                                                                                                                                                                                                                                                                                                 | POPULATION                                                                                                                                                                                                                                                                                                                                                                                                                                                                                                                                                                                                                                                                                                                                                                                                           |          |                    |      |                          |      |                     |       |                      |      |                       |     |                  |     |                                 |     |                       |         |                      |     |                                 |      |                       |      |                      |      |                      |      |                     |      |                        |     |                        |     |                      |      |                        |      |                      |      |                       |     |                        |     |                            |     |           |     |               |                |                                                                                                                                                                                                                                                                                                                                                                                                                                                                                        |
|-----------------------------------------------------------------------------------------------------------------------------------------------------------------------------------------------------------------------------------------------------------------------------------------------------------------------------------------------------------------------------------------------------------------------------------------------------------------------------------------------------------------------------------------------------------------------------------------------------------------------------------------------------------------------------------------------------------------------------------------------------------------------------------------------------------------------------------------------------------------------------------------------------------------------------------------------------------------------------------------------------------------------------------------------------------------------------------------|----------------------------------------------------------------------------------------------------------------------------------------------------------------------------------------------------------------------------------------------------------------------------------------------------------------------------------------------------------------------------------------------------------------------------------------------------------------------------------------------------------------------------------------------------------------------------------------------------------------------------------------------------------------------------------------------------------------------------------------------------------------------------------------------------------------------------------------------------------------------------------------------------------------------------------------------------------------------------------------------------------------------------------------------------------------------------------------------------------------------------------------------------------------------------------------------------------------------------------------------------------------------------------------------------------------------------------------------------------------------------------------------------------------------------------------------------------------------------------------------------------------------------------------------------------------------------------------------------------------------------------------------------------------------------------------------------------------------------------------------------------------------------------------------------------------------------------------------------------------------------------------------------------------------------------------------------------------------------------------------------------------------------------------------------------------------------------------------------------------------------------------------------------------------------------------------------------------------------------------------------------------------------------------|----------------------------------------------------------------------------------------------------------------------------------------------------------------------------------------------------------------------------------------------------------------------------------------------------------------------------------------------------------------------------------------------------------------------------------------------------------------------------------------------------------------------------------------------------------------------------------------------------------------------------------------------------------------------------------------------------------------------------------------------------------------------------------------------------------------------|----------|--------------------|------|--------------------------|------|---------------------|-------|----------------------|------|-----------------------|-----|------------------|-----|---------------------------------|-----|-----------------------|---------|----------------------|-----|---------------------------------|------|-----------------------|------|----------------------|------|----------------------|------|---------------------|------|------------------------|-----|------------------------|-----|----------------------|------|------------------------|------|----------------------|------|-----------------------|-----|------------------------|-----|----------------------------|-----|-----------|-----|---------------|----------------|----------------------------------------------------------------------------------------------------------------------------------------------------------------------------------------------------------------------------------------------------------------------------------------------------------------------------------------------------------------------------------------------------------------------------------------------------------------------------------------|
| <b>Band No.</b> 555<br><br><b>Band Office Address:</b><br>PO Box 86131<br>North Vancouver, BC, V7L 4J5<br><br><b>Tel:</b> 604.980.4553<br><br><b>Fax:</b> 604.980.4523 or 604.980.9601<br><br><b>Web Site:</b> www.squamish.net                                                                                                                                                                                                                                                                                                                                                                                                                                                                                                                                                                                                                                                                                                                                                                                                                                                         | <table style="width: 100%; border-collapse: collapse;"> <thead> <tr> <th style="text-align: left;"></th> <th style="text-align: right;">Hectares</th> </tr> </thead> <tbody> <tr><td>Mission I.R. No. 1</td><td style="text-align: right;">59.6</td></tr> <tr><td>Seymour Creek I.R. No. 2</td><td style="text-align: right;">45.5</td></tr> <tr><td>Capilano I.R. No. 5</td><td style="text-align: right;">155.6</td></tr> <tr><td>Skowishin I.R. No. 7</td><td style="text-align: right;">29.6</td></tr> <tr><td>Chuckchuck I.R. No. 8</td><td style="text-align: right;">0.1</td></tr> <tr><td>Poyam I.R. No. 9</td><td style="text-align: right;">0.3</td></tr> <tr><td>Skowishin Graveyard I.R. No. 10</td><td style="text-align: right;">0.4</td></tr> <tr><td>Cheakamus I.R. No. 11</td><td style="text-align: right;">1,639.4</td></tr> <tr><td>Yookwitz I.R. No. 12</td><td style="text-align: right;">9.3</td></tr> <tr><td>Poquiosin &amp; Skamain I.R. No. 13</td><td style="text-align: right;">45.2</td></tr> <tr><td>Waikwakum I.R. No. 14</td><td style="text-align: right;">15.0</td></tr> <tr><td>Aikwucks I.R. No. 15</td><td style="text-align: right;">11.1</td></tr> <tr><td>Seaichem I.R. No. 16</td><td style="text-align: right;">27.5</td></tr> <tr><td>Kowtain I.R. No. 17</td><td style="text-align: right;">20.8</td></tr> <tr><td>Yekwaupsum I.R. No. 18</td><td style="text-align: right;">2.0</td></tr> <tr><td>Yekwaupsum I.R. No. 19</td><td style="text-align: right;">1.0</td></tr> <tr><td>Stawamus I.R. No. 24</td><td style="text-align: right;">22.1</td></tr> <tr><td>Kaikalahun I.R. No. 25</td><td style="text-align: right;">11.5</td></tr> <tr><td>Chekwerp I.R. No. 26</td><td style="text-align: right;">11.3</td></tr> <tr><td>Chekwerp I.R. No. 26A</td><td style="text-align: right;">0.2</td></tr> <tr><td>Schaltuuch I.R. No. 27</td><td style="text-align: right;">0.2</td></tr> <tr><td>Defence Island I.R. No. 28</td><td style="text-align: right;">1.7</td></tr> <tr><td>Kwum Kwum</td><td style="text-align: right;">6.2</td></tr> <tr><td><b>Total:</b></td><td style="text-align: right;"><b>2,115.6</b></td></tr> </tbody> </table> <p><b>Notes:</b><br/>The most populated of the 23 reserves is Mission I.R. No. 1.</p> |                                                                                                                                                                                                                                                                                                                                                                                                                                                                                                                                                                                                                                                                                                                                                                                                                      | Hectares | Mission I.R. No. 1 | 59.6 | Seymour Creek I.R. No. 2 | 45.5 | Capilano I.R. No. 5 | 155.6 | Skowishin I.R. No. 7 | 29.6 | Chuckchuck I.R. No. 8 | 0.1 | Poyam I.R. No. 9 | 0.3 | Skowishin Graveyard I.R. No. 10 | 0.4 | Cheakamus I.R. No. 11 | 1,639.4 | Yookwitz I.R. No. 12 | 9.3 | Poquiosin & Skamain I.R. No. 13 | 45.2 | Waikwakum I.R. No. 14 | 15.0 | Aikwucks I.R. No. 15 | 11.1 | Seaichem I.R. No. 16 | 27.5 | Kowtain I.R. No. 17 | 20.8 | Yekwaupsum I.R. No. 18 | 2.0 | Yekwaupsum I.R. No. 19 | 1.0 | Stawamus I.R. No. 24 | 22.1 | Kaikalahun I.R. No. 25 | 11.5 | Chekwerp I.R. No. 26 | 11.3 | Chekwerp I.R. No. 26A | 0.2 | Schaltuuch I.R. No. 27 | 0.2 | Defence Island I.R. No. 28 | 1.7 | Kwum Kwum | 6.2 | <b>Total:</b> | <b>2,115.6</b> | <p><b>Registered Indian Population</b><br/><i>(as of December 2002 – INAC)</i></p> <p><b>Living on Indian Reserves:</b> 2,166<br/> <b>Living off Indian Reserves:</b> 1,103<br/> <b>Total Registered Population:</b> <b>3,269</b></p> <p><b>Non-Aboriginals</b><br/> <b>Living on Reserves</b> 1,735<br/> <i>(2001 Census – Statistics Canada)</i></p> <p><b>Total Population</b><br/> <i>(Registered Indians and Non-Aboriginals)</i><br/> <b>Living on Reserves</b> <b>3,901</b></p> |
|                                                                                                                                                                                                                                                                                                                                                                                                                                                                                                                                                                                                                                                                                                                                                                                                                                                                                                                                                                                                                                                                                         | Hectares                                                                                                                                                                                                                                                                                                                                                                                                                                                                                                                                                                                                                                                                                                                                                                                                                                                                                                                                                                                                                                                                                                                                                                                                                                                                                                                                                                                                                                                                                                                                                                                                                                                                                                                                                                                                                                                                                                                                                                                                                                                                                                                                                                                                                                                                               |                                                                                                                                                                                                                                                                                                                                                                                                                                                                                                                                                                                                                                                                                                                                                                                                                      |          |                    |      |                          |      |                     |       |                      |      |                       |     |                  |     |                                 |     |                       |         |                      |     |                                 |      |                       |      |                      |      |                      |      |                     |      |                        |     |                        |     |                      |      |                        |      |                      |      |                       |     |                        |     |                            |     |           |     |               |                |                                                                                                                                                                                                                                                                                                                                                                                                                                                                                        |
| Mission I.R. No. 1                                                                                                                                                                                                                                                                                                                                                                                                                                                                                                                                                                                                                                                                                                                                                                                                                                                                                                                                                                                                                                                                      | 59.6                                                                                                                                                                                                                                                                                                                                                                                                                                                                                                                                                                                                                                                                                                                                                                                                                                                                                                                                                                                                                                                                                                                                                                                                                                                                                                                                                                                                                                                                                                                                                                                                                                                                                                                                                                                                                                                                                                                                                                                                                                                                                                                                                                                                                                                                                   |                                                                                                                                                                                                                                                                                                                                                                                                                                                                                                                                                                                                                                                                                                                                                                                                                      |          |                    |      |                          |      |                     |       |                      |      |                       |     |                  |     |                                 |     |                       |         |                      |     |                                 |      |                       |      |                      |      |                      |      |                     |      |                        |     |                        |     |                      |      |                        |      |                      |      |                       |     |                        |     |                            |     |           |     |               |                |                                                                                                                                                                                                                                                                                                                                                                                                                                                                                        |
| Seymour Creek I.R. No. 2                                                                                                                                                                                                                                                                                                                                                                                                                                                                                                                                                                                                                                                                                                                                                                                                                                                                                                                                                                                                                                                                | 45.5                                                                                                                                                                                                                                                                                                                                                                                                                                                                                                                                                                                                                                                                                                                                                                                                                                                                                                                                                                                                                                                                                                                                                                                                                                                                                                                                                                                                                                                                                                                                                                                                                                                                                                                                                                                                                                                                                                                                                                                                                                                                                                                                                                                                                                                                                   |                                                                                                                                                                                                                                                                                                                                                                                                                                                                                                                                                                                                                                                                                                                                                                                                                      |          |                    |      |                          |      |                     |       |                      |      |                       |     |                  |     |                                 |     |                       |         |                      |     |                                 |      |                       |      |                      |      |                      |      |                     |      |                        |     |                        |     |                      |      |                        |      |                      |      |                       |     |                        |     |                            |     |           |     |               |                |                                                                                                                                                                                                                                                                                                                                                                                                                                                                                        |
| Capilano I.R. No. 5                                                                                                                                                                                                                                                                                                                                                                                                                                                                                                                                                                                                                                                                                                                                                                                                                                                                                                                                                                                                                                                                     | 155.6                                                                                                                                                                                                                                                                                                                                                                                                                                                                                                                                                                                                                                                                                                                                                                                                                                                                                                                                                                                                                                                                                                                                                                                                                                                                                                                                                                                                                                                                                                                                                                                                                                                                                                                                                                                                                                                                                                                                                                                                                                                                                                                                                                                                                                                                                  |                                                                                                                                                                                                                                                                                                                                                                                                                                                                                                                                                                                                                                                                                                                                                                                                                      |          |                    |      |                          |      |                     |       |                      |      |                       |     |                  |     |                                 |     |                       |         |                      |     |                                 |      |                       |      |                      |      |                      |      |                     |      |                        |     |                        |     |                      |      |                        |      |                      |      |                       |     |                        |     |                            |     |           |     |               |                |                                                                                                                                                                                                                                                                                                                                                                                                                                                                                        |
| Skowishin I.R. No. 7                                                                                                                                                                                                                                                                                                                                                                                                                                                                                                                                                                                                                                                                                                                                                                                                                                                                                                                                                                                                                                                                    | 29.6                                                                                                                                                                                                                                                                                                                                                                                                                                                                                                                                                                                                                                                                                                                                                                                                                                                                                                                                                                                                                                                                                                                                                                                                                                                                                                                                                                                                                                                                                                                                                                                                                                                                                                                                                                                                                                                                                                                                                                                                                                                                                                                                                                                                                                                                                   |                                                                                                                                                                                                                                                                                                                                                                                                                                                                                                                                                                                                                                                                                                                                                                                                                      |          |                    |      |                          |      |                     |       |                      |      |                       |     |                  |     |                                 |     |                       |         |                      |     |                                 |      |                       |      |                      |      |                      |      |                     |      |                        |     |                        |     |                      |      |                        |      |                      |      |                       |     |                        |     |                            |     |           |     |               |                |                                                                                                                                                                                                                                                                                                                                                                                                                                                                                        |
| Chuckchuck I.R. No. 8                                                                                                                                                                                                                                                                                                                                                                                                                                                                                                                                                                                                                                                                                                                                                                                                                                                                                                                                                                                                                                                                   | 0.1                                                                                                                                                                                                                                                                                                                                                                                                                                                                                                                                                                                                                                                                                                                                                                                                                                                                                                                                                                                                                                                                                                                                                                                                                                                                                                                                                                                                                                                                                                                                                                                                                                                                                                                                                                                                                                                                                                                                                                                                                                                                                                                                                                                                                                                                                    |                                                                                                                                                                                                                                                                                                                                                                                                                                                                                                                                                                                                                                                                                                                                                                                                                      |          |                    |      |                          |      |                     |       |                      |      |                       |     |                  |     |                                 |     |                       |         |                      |     |                                 |      |                       |      |                      |      |                      |      |                     |      |                        |     |                        |     |                      |      |                        |      |                      |      |                       |     |                        |     |                            |     |           |     |               |                |                                                                                                                                                                                                                                                                                                                                                                                                                                                                                        |
| Poyam I.R. No. 9                                                                                                                                                                                                                                                                                                                                                                                                                                                                                                                                                                                                                                                                                                                                                                                                                                                                                                                                                                                                                                                                        | 0.3                                                                                                                                                                                                                                                                                                                                                                                                                                                                                                                                                                                                                                                                                                                                                                                                                                                                                                                                                                                                                                                                                                                                                                                                                                                                                                                                                                                                                                                                                                                                                                                                                                                                                                                                                                                                                                                                                                                                                                                                                                                                                                                                                                                                                                                                                    |                                                                                                                                                                                                                                                                                                                                                                                                                                                                                                                                                                                                                                                                                                                                                                                                                      |          |                    |      |                          |      |                     |       |                      |      |                       |     |                  |     |                                 |     |                       |         |                      |     |                                 |      |                       |      |                      |      |                      |      |                     |      |                        |     |                        |     |                      |      |                        |      |                      |      |                       |     |                        |     |                            |     |           |     |               |                |                                                                                                                                                                                                                                                                                                                                                                                                                                                                                        |
| Skowishin Graveyard I.R. No. 10                                                                                                                                                                                                                                                                                                                                                                                                                                                                                                                                                                                                                                                                                                                                                                                                                                                                                                                                                                                                                                                         | 0.4                                                                                                                                                                                                                                                                                                                                                                                                                                                                                                                                                                                                                                                                                                                                                                                                                                                                                                                                                                                                                                                                                                                                                                                                                                                                                                                                                                                                                                                                                                                                                                                                                                                                                                                                                                                                                                                                                                                                                                                                                                                                                                                                                                                                                                                                                    |                                                                                                                                                                                                                                                                                                                                                                                                                                                                                                                                                                                                                                                                                                                                                                                                                      |          |                    |      |                          |      |                     |       |                      |      |                       |     |                  |     |                                 |     |                       |         |                      |     |                                 |      |                       |      |                      |      |                      |      |                     |      |                        |     |                        |     |                      |      |                        |      |                      |      |                       |     |                        |     |                            |     |           |     |               |                |                                                                                                                                                                                                                                                                                                                                                                                                                                                                                        |
| Cheakamus I.R. No. 11                                                                                                                                                                                                                                                                                                                                                                                                                                                                                                                                                                                                                                                                                                                                                                                                                                                                                                                                                                                                                                                                   | 1,639.4                                                                                                                                                                                                                                                                                                                                                                                                                                                                                                                                                                                                                                                                                                                                                                                                                                                                                                                                                                                                                                                                                                                                                                                                                                                                                                                                                                                                                                                                                                                                                                                                                                                                                                                                                                                                                                                                                                                                                                                                                                                                                                                                                                                                                                                                                |                                                                                                                                                                                                                                                                                                                                                                                                                                                                                                                                                                                                                                                                                                                                                                                                                      |          |                    |      |                          |      |                     |       |                      |      |                       |     |                  |     |                                 |     |                       |         |                      |     |                                 |      |                       |      |                      |      |                      |      |                     |      |                        |     |                        |     |                      |      |                        |      |                      |      |                       |     |                        |     |                            |     |           |     |               |                |                                                                                                                                                                                                                                                                                                                                                                                                                                                                                        |
| Yookwitz I.R. No. 12                                                                                                                                                                                                                                                                                                                                                                                                                                                                                                                                                                                                                                                                                                                                                                                                                                                                                                                                                                                                                                                                    | 9.3                                                                                                                                                                                                                                                                                                                                                                                                                                                                                                                                                                                                                                                                                                                                                                                                                                                                                                                                                                                                                                                                                                                                                                                                                                                                                                                                                                                                                                                                                                                                                                                                                                                                                                                                                                                                                                                                                                                                                                                                                                                                                                                                                                                                                                                                                    |                                                                                                                                                                                                                                                                                                                                                                                                                                                                                                                                                                                                                                                                                                                                                                                                                      |          |                    |      |                          |      |                     |       |                      |      |                       |     |                  |     |                                 |     |                       |         |                      |     |                                 |      |                       |      |                      |      |                      |      |                     |      |                        |     |                        |     |                      |      |                        |      |                      |      |                       |     |                        |     |                            |     |           |     |               |                |                                                                                                                                                                                                                                                                                                                                                                                                                                                                                        |
| Poquiosin & Skamain I.R. No. 13                                                                                                                                                                                                                                                                                                                                                                                                                                                                                                                                                                                                                                                                                                                                                                                                                                                                                                                                                                                                                                                         | 45.2                                                                                                                                                                                                                                                                                                                                                                                                                                                                                                                                                                                                                                                                                                                                                                                                                                                                                                                                                                                                                                                                                                                                                                                                                                                                                                                                                                                                                                                                                                                                                                                                                                                                                                                                                                                                                                                                                                                                                                                                                                                                                                                                                                                                                                                                                   |                                                                                                                                                                                                                                                                                                                                                                                                                                                                                                                                                                                                                                                                                                                                                                                                                      |          |                    |      |                          |      |                     |       |                      |      |                       |     |                  |     |                                 |     |                       |         |                      |     |                                 |      |                       |      |                      |      |                      |      |                     |      |                        |     |                        |     |                      |      |                        |      |                      |      |                       |     |                        |     |                            |     |           |     |               |                |                                                                                                                                                                                                                                                                                                                                                                                                                                                                                        |
| Waikwakum I.R. No. 14                                                                                                                                                                                                                                                                                                                                                                                                                                                                                                                                                                                                                                                                                                                                                                                                                                                                                                                                                                                                                                                                   | 15.0                                                                                                                                                                                                                                                                                                                                                                                                                                                                                                                                                                                                                                                                                                                                                                                                                                                                                                                                                                                                                                                                                                                                                                                                                                                                                                                                                                                                                                                                                                                                                                                                                                                                                                                                                                                                                                                                                                                                                                                                                                                                                                                                                                                                                                                                                   |                                                                                                                                                                                                                                                                                                                                                                                                                                                                                                                                                                                                                                                                                                                                                                                                                      |          |                    |      |                          |      |                     |       |                      |      |                       |     |                  |     |                                 |     |                       |         |                      |     |                                 |      |                       |      |                      |      |                      |      |                     |      |                        |     |                        |     |                      |      |                        |      |                      |      |                       |     |                        |     |                            |     |           |     |               |                |                                                                                                                                                                                                                                                                                                                                                                                                                                                                                        |
| Aikwucks I.R. No. 15                                                                                                                                                                                                                                                                                                                                                                                                                                                                                                                                                                                                                                                                                                                                                                                                                                                                                                                                                                                                                                                                    | 11.1                                                                                                                                                                                                                                                                                                                                                                                                                                                                                                                                                                                                                                                                                                                                                                                                                                                                                                                                                                                                                                                                                                                                                                                                                                                                                                                                                                                                                                                                                                                                                                                                                                                                                                                                                                                                                                                                                                                                                                                                                                                                                                                                                                                                                                                                                   |                                                                                                                                                                                                                                                                                                                                                                                                                                                                                                                                                                                                                                                                                                                                                                                                                      |          |                    |      |                          |      |                     |       |                      |      |                       |     |                  |     |                                 |     |                       |         |                      |     |                                 |      |                       |      |                      |      |                      |      |                     |      |                        |     |                        |     |                      |      |                        |      |                      |      |                       |     |                        |     |                            |     |           |     |               |                |                                                                                                                                                                                                                                                                                                                                                                                                                                                                                        |
| Seaichem I.R. No. 16                                                                                                                                                                                                                                                                                                                                                                                                                                                                                                                                                                                                                                                                                                                                                                                                                                                                                                                                                                                                                                                                    | 27.5                                                                                                                                                                                                                                                                                                                                                                                                                                                                                                                                                                                                                                                                                                                                                                                                                                                                                                                                                                                                                                                                                                                                                                                                                                                                                                                                                                                                                                                                                                                                                                                                                                                                                                                                                                                                                                                                                                                                                                                                                                                                                                                                                                                                                                                                                   |                                                                                                                                                                                                                                                                                                                                                                                                                                                                                                                                                                                                                                                                                                                                                                                                                      |          |                    |      |                          |      |                     |       |                      |      |                       |     |                  |     |                                 |     |                       |         |                      |     |                                 |      |                       |      |                      |      |                      |      |                     |      |                        |     |                        |     |                      |      |                        |      |                      |      |                       |     |                        |     |                            |     |           |     |               |                |                                                                                                                                                                                                                                                                                                                                                                                                                                                                                        |
| Kowtain I.R. No. 17                                                                                                                                                                                                                                                                                                                                                                                                                                                                                                                                                                                                                                                                                                                                                                                                                                                                                                                                                                                                                                                                     | 20.8                                                                                                                                                                                                                                                                                                                                                                                                                                                                                                                                                                                                                                                                                                                                                                                                                                                                                                                                                                                                                                                                                                                                                                                                                                                                                                                                                                                                                                                                                                                                                                                                                                                                                                                                                                                                                                                                                                                                                                                                                                                                                                                                                                                                                                                                                   |                                                                                                                                                                                                                                                                                                                                                                                                                                                                                                                                                                                                                                                                                                                                                                                                                      |          |                    |      |                          |      |                     |       |                      |      |                       |     |                  |     |                                 |     |                       |         |                      |     |                                 |      |                       |      |                      |      |                      |      |                     |      |                        |     |                        |     |                      |      |                        |      |                      |      |                       |     |                        |     |                            |     |           |     |               |                |                                                                                                                                                                                                                                                                                                                                                                                                                                                                                        |
| Yekwaupsum I.R. No. 18                                                                                                                                                                                                                                                                                                                                                                                                                                                                                                                                                                                                                                                                                                                                                                                                                                                                                                                                                                                                                                                                  | 2.0                                                                                                                                                                                                                                                                                                                                                                                                                                                                                                                                                                                                                                                                                                                                                                                                                                                                                                                                                                                                                                                                                                                                                                                                                                                                                                                                                                                                                                                                                                                                                                                                                                                                                                                                                                                                                                                                                                                                                                                                                                                                                                                                                                                                                                                                                    |                                                                                                                                                                                                                                                                                                                                                                                                                                                                                                                                                                                                                                                                                                                                                                                                                      |          |                    |      |                          |      |                     |       |                      |      |                       |     |                  |     |                                 |     |                       |         |                      |     |                                 |      |                       |      |                      |      |                      |      |                     |      |                        |     |                        |     |                      |      |                        |      |                      |      |                       |     |                        |     |                            |     |           |     |               |                |                                                                                                                                                                                                                                                                                                                                                                                                                                                                                        |
| Yekwaupsum I.R. No. 19                                                                                                                                                                                                                                                                                                                                                                                                                                                                                                                                                                                                                                                                                                                                                                                                                                                                                                                                                                                                                                                                  | 1.0                                                                                                                                                                                                                                                                                                                                                                                                                                                                                                                                                                                                                                                                                                                                                                                                                                                                                                                                                                                                                                                                                                                                                                                                                                                                                                                                                                                                                                                                                                                                                                                                                                                                                                                                                                                                                                                                                                                                                                                                                                                                                                                                                                                                                                                                                    |                                                                                                                                                                                                                                                                                                                                                                                                                                                                                                                                                                                                                                                                                                                                                                                                                      |          |                    |      |                          |      |                     |       |                      |      |                       |     |                  |     |                                 |     |                       |         |                      |     |                                 |      |                       |      |                      |      |                      |      |                     |      |                        |     |                        |     |                      |      |                        |      |                      |      |                       |     |                        |     |                            |     |           |     |               |                |                                                                                                                                                                                                                                                                                                                                                                                                                                                                                        |
| Stawamus I.R. No. 24                                                                                                                                                                                                                                                                                                                                                                                                                                                                                                                                                                                                                                                                                                                                                                                                                                                                                                                                                                                                                                                                    | 22.1                                                                                                                                                                                                                                                                                                                                                                                                                                                                                                                                                                                                                                                                                                                                                                                                                                                                                                                                                                                                                                                                                                                                                                                                                                                                                                                                                                                                                                                                                                                                                                                                                                                                                                                                                                                                                                                                                                                                                                                                                                                                                                                                                                                                                                                                                   |                                                                                                                                                                                                                                                                                                                                                                                                                                                                                                                                                                                                                                                                                                                                                                                                                      |          |                    |      |                          |      |                     |       |                      |      |                       |     |                  |     |                                 |     |                       |         |                      |     |                                 |      |                       |      |                      |      |                      |      |                     |      |                        |     |                        |     |                      |      |                        |      |                      |      |                       |     |                        |     |                            |     |           |     |               |                |                                                                                                                                                                                                                                                                                                                                                                                                                                                                                        |
| Kaikalahun I.R. No. 25                                                                                                                                                                                                                                                                                                                                                                                                                                                                                                                                                                                                                                                                                                                                                                                                                                                                                                                                                                                                                                                                  | 11.5                                                                                                                                                                                                                                                                                                                                                                                                                                                                                                                                                                                                                                                                                                                                                                                                                                                                                                                                                                                                                                                                                                                                                                                                                                                                                                                                                                                                                                                                                                                                                                                                                                                                                                                                                                                                                                                                                                                                                                                                                                                                                                                                                                                                                                                                                   |                                                                                                                                                                                                                                                                                                                                                                                                                                                                                                                                                                                                                                                                                                                                                                                                                      |          |                    |      |                          |      |                     |       |                      |      |                       |     |                  |     |                                 |     |                       |         |                      |     |                                 |      |                       |      |                      |      |                      |      |                     |      |                        |     |                        |     |                      |      |                        |      |                      |      |                       |     |                        |     |                            |     |           |     |               |                |                                                                                                                                                                                                                                                                                                                                                                                                                                                                                        |
| Chekwerp I.R. No. 26                                                                                                                                                                                                                                                                                                                                                                                                                                                                                                                                                                                                                                                                                                                                                                                                                                                                                                                                                                                                                                                                    | 11.3                                                                                                                                                                                                                                                                                                                                                                                                                                                                                                                                                                                                                                                                                                                                                                                                                                                                                                                                                                                                                                                                                                                                                                                                                                                                                                                                                                                                                                                                                                                                                                                                                                                                                                                                                                                                                                                                                                                                                                                                                                                                                                                                                                                                                                                                                   |                                                                                                                                                                                                                                                                                                                                                                                                                                                                                                                                                                                                                                                                                                                                                                                                                      |          |                    |      |                          |      |                     |       |                      |      |                       |     |                  |     |                                 |     |                       |         |                      |     |                                 |      |                       |      |                      |      |                      |      |                     |      |                        |     |                        |     |                      |      |                        |      |                      |      |                       |     |                        |     |                            |     |           |     |               |                |                                                                                                                                                                                                                                                                                                                                                                                                                                                                                        |
| Chekwerp I.R. No. 26A                                                                                                                                                                                                                                                                                                                                                                                                                                                                                                                                                                                                                                                                                                                                                                                                                                                                                                                                                                                                                                                                   | 0.2                                                                                                                                                                                                                                                                                                                                                                                                                                                                                                                                                                                                                                                                                                                                                                                                                                                                                                                                                                                                                                                                                                                                                                                                                                                                                                                                                                                                                                                                                                                                                                                                                                                                                                                                                                                                                                                                                                                                                                                                                                                                                                                                                                                                                                                                                    |                                                                                                                                                                                                                                                                                                                                                                                                                                                                                                                                                                                                                                                                                                                                                                                                                      |          |                    |      |                          |      |                     |       |                      |      |                       |     |                  |     |                                 |     |                       |         |                      |     |                                 |      |                       |      |                      |      |                      |      |                     |      |                        |     |                        |     |                      |      |                        |      |                      |      |                       |     |                        |     |                            |     |           |     |               |                |                                                                                                                                                                                                                                                                                                                                                                                                                                                                                        |
| Schaltuuch I.R. No. 27                                                                                                                                                                                                                                                                                                                                                                                                                                                                                                                                                                                                                                                                                                                                                                                                                                                                                                                                                                                                                                                                  | 0.2                                                                                                                                                                                                                                                                                                                                                                                                                                                                                                                                                                                                                                                                                                                                                                                                                                                                                                                                                                                                                                                                                                                                                                                                                                                                                                                                                                                                                                                                                                                                                                                                                                                                                                                                                                                                                                                                                                                                                                                                                                                                                                                                                                                                                                                                                    |                                                                                                                                                                                                                                                                                                                                                                                                                                                                                                                                                                                                                                                                                                                                                                                                                      |          |                    |      |                          |      |                     |       |                      |      |                       |     |                  |     |                                 |     |                       |         |                      |     |                                 |      |                       |      |                      |      |                      |      |                     |      |                        |     |                        |     |                      |      |                        |      |                      |      |                       |     |                        |     |                            |     |           |     |               |                |                                                                                                                                                                                                                                                                                                                                                                                                                                                                                        |
| Defence Island I.R. No. 28                                                                                                                                                                                                                                                                                                                                                                                                                                                                                                                                                                                                                                                                                                                                                                                                                                                                                                                                                                                                                                                              | 1.7                                                                                                                                                                                                                                                                                                                                                                                                                                                                                                                                                                                                                                                                                                                                                                                                                                                                                                                                                                                                                                                                                                                                                                                                                                                                                                                                                                                                                                                                                                                                                                                                                                                                                                                                                                                                                                                                                                                                                                                                                                                                                                                                                                                                                                                                                    |                                                                                                                                                                                                                                                                                                                                                                                                                                                                                                                                                                                                                                                                                                                                                                                                                      |          |                    |      |                          |      |                     |       |                      |      |                       |     |                  |     |                                 |     |                       |         |                      |     |                                 |      |                       |      |                      |      |                      |      |                     |      |                        |     |                        |     |                      |      |                        |      |                      |      |                       |     |                        |     |                            |     |           |     |               |                |                                                                                                                                                                                                                                                                                                                                                                                                                                                                                        |
| Kwum Kwum                                                                                                                                                                                                                                                                                                                                                                                                                                                                                                                                                                                                                                                                                                                                                                                                                                                                                                                                                                                                                                                                               | 6.2                                                                                                                                                                                                                                                                                                                                                                                                                                                                                                                                                                                                                                                                                                                                                                                                                                                                                                                                                                                                                                                                                                                                                                                                                                                                                                                                                                                                                                                                                                                                                                                                                                                                                                                                                                                                                                                                                                                                                                                                                                                                                                                                                                                                                                                                                    |                                                                                                                                                                                                                                                                                                                                                                                                                                                                                                                                                                                                                                                                                                                                                                                                                      |          |                    |      |                          |      |                     |       |                      |      |                       |     |                  |     |                                 |     |                       |         |                      |     |                                 |      |                       |      |                      |      |                      |      |                     |      |                        |     |                        |     |                      |      |                        |      |                      |      |                       |     |                        |     |                            |     |           |     |               |                |                                                                                                                                                                                                                                                                                                                                                                                                                                                                                        |
| <b>Total:</b>                                                                                                                                                                                                                                                                                                                                                                                                                                                                                                                                                                                                                                                                                                                                                                                                                                                                                                                                                                                                                                                                           | <b>2,115.6</b>                                                                                                                                                                                                                                                                                                                                                                                                                                                                                                                                                                                                                                                                                                                                                                                                                                                                                                                                                                                                                                                                                                                                                                                                                                                                                                                                                                                                                                                                                                                                                                                                                                                                                                                                                                                                                                                                                                                                                                                                                                                                                                                                                                                                                                                                         |                                                                                                                                                                                                                                                                                                                                                                                                                                                                                                                                                                                                                                                                                                                                                                                                                      |          |                    |      |                          |      |                     |       |                      |      |                       |     |                  |     |                                 |     |                       |         |                      |     |                                 |      |                       |      |                      |      |                      |      |                     |      |                        |     |                        |     |                      |      |                        |      |                      |      |                       |     |                        |     |                            |     |           |     |               |                |                                                                                                                                                                                                                                                                                                                                                                                                                                                                                        |
| ECONOMIC ACTIVITIES                                                                                                                                                                                                                                                                                                                                                                                                                                                                                                                                                                                                                                                                                                                                                                                                                                                                                                                                                                                                                                                                     | FACILITIES AVAILABLE ON RESERVES                                                                                                                                                                                                                                                                                                                                                                                                                                                                                                                                                                                                                                                                                                                                                                                                                                                                                                                                                                                                                                                                                                                                                                                                                                                                                                                                                                                                                                                                                                                                                                                                                                                                                                                                                                                                                                                                                                                                                                                                                                                                                                                                                                                                                                                       | AFFILIATIONS                                                                                                                                                                                                                                                                                                                                                                                                                                                                                                                                                                                                                                                                                                                                                                                                         |          |                    |      |                          |      |                     |       |                      |      |                       |     |                  |     |                                 |     |                       |         |                      |     |                                 |      |                       |      |                      |      |                      |      |                     |      |                        |     |                        |     |                      |      |                        |      |                      |      |                       |     |                        |     |                            |     |           |     |               |                |                                                                                                                                                                                                                                                                                                                                                                                                                                                                                        |
| Much of the First Nation's urban land base has been extensively developed. Businesses located on reserve include a hotel, marina, shopping centre, golf driving range, and a mobile home park.                                                                                                                                                                                                                                                                                                                                                                                                                                                                                                                                                                                                                                                                                                                                                                                                                                                                                          | Community hall; library; cultural centre; arts and crafts centre; group home; church; seniors' home; band office; kindergarten school; longhouse.                                                                                                                                                                                                                                                                                                                                                                                                                                                                                                                                                                                                                                                                                                                                                                                                                                                                                                                                                                                                                                                                                                                                                                                                                                                                                                                                                                                                                                                                                                                                                                                                                                                                                                                                                                                                                                                                                                                                                                                                                                                                                                                                      | Unaffiliated.                                                                                                                                                                                                                                                                                                                                                                                                                                                                                                                                                                                                                                                                                                                                                                                                        |          |                    |      |                          |      |                     |       |                      |      |                       |     |                  |     |                                 |     |                       |         |                      |     |                                 |      |                       |      |                      |      |                      |      |                     |      |                        |     |                        |     |                      |      |                        |      |                      |      |                       |     |                        |     |                            |     |           |     |               |                |                                                                                                                                                                                                                                                                                                                                                                                                                                                                                        |
| GOVERNANCE                                                                                                                                                                                                                                                                                                                                                                                                                                                                                                                                                                                                                                                                                                                                                                                                                                                                                                                                                                                                                                                                              | HISTORY                                                                                                                                                                                                                                                                                                                                                                                                                                                                                                                                                                                                                                                                                                                                                                                                                                                                                                                                                                                                                                                                                                                                                                                                                                                                                                                                                                                                                                                                                                                                                                                                                                                                                                                                                                                                                                                                                                                                                                                                                                                                                                                                                                                                                                                                                | TREATY NEGOTIATIONS                                                                                                                                                                                                                                                                                                                                                                                                                                                                                                                                                                                                                                                                                                                                                                                                  |          |                    |      |                          |      |                     |       |                      |      |                       |     |                  |     |                                 |     |                       |         |                      |     |                                 |      |                       |      |                      |      |                      |      |                     |      |                        |     |                        |     |                      |      |                        |      |                      |      |                       |     |                        |     |                            |     |           |     |               |                |                                                                                                                                                                                                                                                                                                                                                                                                                                                                                        |
| <p><b>Membership Authority:</b><br/>Section 10 <i>Indian Act</i> by Band</p> <p><b>Election System:</b> Custom Election Code</p> <p><b>Council Quorum:</b> 8 of 16</p> <p><b>First Nation Officials:</b><br/>           Chief Bill Williams (Hereditary Chief)<br/>           Chief Richard Williams<br/>           Chief Gibby Jacob (Hereditary Chief)<br/>           Chief Floyd Joseph<br/>           Councillor Ann Whonnock<br/>           Councillor Anthony Moody<br/>           Councillor Byron Joseph<br/>           Councillor Dennis Joseph<br/>           Councillor Alroy Baker<br/>           Councillor Donna Billy<br/>           Councillor Krisandra Jacobs<br/>           Councillor Veronica Baker<br/>           Councillor Harold Calla<br/>           Councillor Julie Baker<br/>           Councillor Dale Harry<br/>           Councillor Evelyn Joseph</p> <p><b>Term Appointment Date:</b> Dec. 9, 2001<br/> <b>Term Expiry Date:</b> December 8, 2005</p> <p>Signatory First Nation to the <i>Framework Agreement on First Nation Land Management</i></p> | <p><b>Linguistic Group:</b> Salishan</p> <p><b>Ethnic Group:</b> Halq'emeylem</p> <p><b>Notes:</b><br/>The 16 tribes which were signatories to the 1923 amalgamation included:</p> <p>Ustlawn I.R. No. 1 (Mission)<br/>           Ch'ch'Elxwikw I.R. No. 1 (Seymour)<br/>           Homulchsen I.R. No. 5 (Capilano)<br/>           Senakw I.R. No. 6 (Kitsilano)<br/>           Skowishin I.R. No. 7<br/>           Poyam I.R. No. 9<br/>           Cheakamus I.R. No. 11<br/>           Yookwitz I.R. No. 12<br/>           Poquiosin I.R. No. 13<br/>           Waiwakum I.R. No. 14 (Brackendale)<br/>           Seaichem I.R. No. 16<br/>           Kowtain I.R. No. 17<br/>           Stawamus I.R. No. 24<br/>           Chekwerp I.R. No. 26<br/>           Sxaaltw I.R. No. 27 (Shelter Island)<br/>           K'ik'elxen I.R. No. 28 (Port Mellon)</p>                                                                                                                                                                                                                                                                                                                                                                                                                                                                                                                                                                                                                                                                                                                                                                                                                                                                                                                                                                                                                                                                                                                                                                                                                                                                                                                                                                                                                       | <p><b>Status of Negotiations:</b> Stage 3 of 6</p> <p><b>Number of Overlaps with other First Nation groups in the BCTC process:</b> 4</p> <p><b>Possible Overlaps with First Nation Act Bands Outside the BCTC process:</b> 3</p> <p><b>Greater Vancouver jurisdictions within the First Nation's Statement of Intent area:</b></p> <ul style="list-style-type: none"> <li>• Anmore</li> <li>• Belcarra</li> <li>• Bowen Island</li> <li>• Burnaby</li> <li>• Coquitlam</li> <li>• GVRD Electoral Area A</li> <li>• Lions Bay</li> <li>• North Vancouver City</li> <li>• North Vancouver District</li> <li>• Port Moody</li> <li>• Squamish</li> <li>• Squamish-Lillooet Regional District</li> <li>• Sunshine Coast Regional District</li> <li>• Vancouver</li> <li>• West Vancouver</li> <li>• Whistler</li> </ul> |          |                    |      |                          |      |                     |       |                      |      |                       |     |                  |     |                                 |     |                       |         |                      |     |                                 |      |                       |      |                      |      |                      |      |                     |      |                        |     |                        |     |                      |      |                        |      |                      |      |                       |     |                        |     |                            |     |           |     |               |                |                                                                                                                                                                                                                                                                                                                                                                                                                                                                                        |

---

## **Tsawwassen First Nation**

According to native legend, the square-bottomed peninsula upon which the Tsawwassen people live was once an island fastened to the mainland by a cedar rope. The Transformers, Xexa:ls, anchored it to the sea bottom, and it grew to join the mainland. Tsawwassen, meaning “looking towards the sea”, emerged as the centre of fishing and clamming stations stretching from Lulu Island in the Fraser River to Point Roberts. The people here were known for their waterproof mats and cloaks, made from bulrushes that grew in abundance.

In 1959, a 2-kilometre causeway was built, linking their peninsula, and the reserve, with the BC Ferries Terminal. One of the first two BC Ferries was named *Tsawwassen* after the First Nation.

The Tsawwassen First Nation is located in Delta, BC – situated on Canada’s west coast between Vancouver and the United States border at Point Roberts, Washington. Today the Tsawwassen First Nation has only one reserve (Tsawwassen I.R. No. 0), but it is the largest in the Greater Vancouver region (272.6 hectares). The community, transected by Highway 17, looks out to the ongoing development of valuable coastline properties. Some of it is on First Nation land, leased for private homes, the Splashdown Waterpark and extra parking for the ferry terminal. Tsatsu Shores, Tsawwassen’s condominium development, is located on the south side of the ferry causeway.

Today, the Tsawwassen First Nation has approximately 230 members, both on and off reserve. The government system used here is the *band council* system, and is similar to a municipal government. According to the First Nation, Tsawwassen has an administration staff of about 40 people that offers a range of social, cultural, economic and administrative services to the community. In the past few years, many initiatives have been undertaken to revive Tsawwassen’s culture. A traditional style longhouse has been constructed, a Halkomelem language program is underway, and the Tsawwassen people have continued important traditional activities such as fishing.

Tsawwassen has more non-Aboriginals (270 people in 2001) living on its Indian Reserve than First Nation people (160 people). The median age of the people living on this reserve (39.8 years of age) is approximately equal to the average of all the other reserves (39.2 years of age).

The unemployment rate (5.5%) was considerably lower than the average for all Indian Reserves in Greater Vancouver (11.8%).

The Tsawwassen treaty table is currently in Stage 4 of six in the BCTC treaty negotiations process.

Tsawwassen is also a signatory First Nation to the *Framework Agreement on First Nation Land Management*.

## Tsawwassen First Nation

| TSAWWASSEN<br>FIRST NATION                                                                                                                                                                                                                                                                                                                                                                                                                                                                               | INDIAN RESERVES<br>(I.R.)                                                                                                                                                                                                                                                                       | POPULATION                                                                                                                                                                                                                                                                                                                                                                                                                                                                                                                                                                                                                                                          |
|----------------------------------------------------------------------------------------------------------------------------------------------------------------------------------------------------------------------------------------------------------------------------------------------------------------------------------------------------------------------------------------------------------------------------------------------------------------------------------------------------------|-------------------------------------------------------------------------------------------------------------------------------------------------------------------------------------------------------------------------------------------------------------------------------------------------|---------------------------------------------------------------------------------------------------------------------------------------------------------------------------------------------------------------------------------------------------------------------------------------------------------------------------------------------------------------------------------------------------------------------------------------------------------------------------------------------------------------------------------------------------------------------------------------------------------------------------------------------------------------------|
| <p><b>Band No.</b> 577</p> <p><b>Band Office Address:</b><br/>131 North Tsawwassen Drive<br/>Delta, BC, V4M 4G2</p> <p><b>Tel:</b> 604.943.2112</p> <p><b>Fax:</b> 604.943.9226</p> <p><b>E-Mail:</b> receptionfn@yahoo.ca</p> <p><b>Web Site:</b> www.tsawwassen-fn.org</p>                                                                                                                                                                                                                             | <p><b>Total:</b> <b>Hectares</b><br/>Tsawwassen I.R. No. 0 272.6<br/>272.6</p> <p><b>Notes:</b><br/>The reserve is located on the coast overlooking the Strait of Georgia, near the Tsawwassen Ferry Terminal. Eighty percent of the reserve is owned by Certificate of Possession holders.</p> | <p><b>Registered Indian Population</b><br/>(as of December 2002 –INAC)</p> <p><b>Living on Indian Reserves:</b> 160</p> <p><b>Living off Indian Reserves:</b> 74</p> <p><b>Total Registered Population:</b> 234</p> <p><b>Non-Aboriginals</b><br/><b>Living on Reserves</b> 270<br/>(2001 Census – Statistics Canada)</p> <p><b>Total Population</b><br/>(Registered Indians and Non-Aboriginals)</p> <p><b>Living on Reserves</b> 430</p>                                                                                                                                                                                                                          |
| ECONOMIC<br>ACTIVITIES                                                                                                                                                                                                                                                                                                                                                                                                                                                                                   | FACILITIES AVAILABLE<br>ON RESERVES                                                                                                                                                                                                                                                             | AFFILIATIONS                                                                                                                                                                                                                                                                                                                                                                                                                                                                                                                                                                                                                                                        |
| <p>Tsawwassen Recreation Park and condominium development (Tsatsu Shore) and proposed hotel/marina development complex.</p>                                                                                                                                                                                                                                                                                                                                                                              | <p>Church; band office; recreation centre.</p>                                                                                                                                                                                                                                                  | <p>Naut'sa mawt Tribal Council<br/>130 North Tsawwassen Drive<br/>Delta, BC, V4M 4G2<br/>Tel: 604.943.6712<br/>Toll Free: 1-888-382-7711<br/>Fax: 604.943.5367<br/>E-Mail: info@nautsamawt.com<br/>Web: www.nautsamawt.com</p> <p><b>Notes:</b><br/>On November 13, 2001, the Alliance Tribal Council formally changed its name to the Naut'sa mawt (pronounced NAUGHT-sa MOTT) Tribal Council. "Naut'sa mawt" in the Coast Salish language means "working together." The Tribal Council is made up of representatives from the following 9 First Nations: Chemainus, Halalt, Homalco, Klahoose, Nanoose, Sliammon, Snuneymuxw, Tsawwassen, and Tseil-Waututh.</p>  |
| GOVERNANCE                                                                                                                                                                                                                                                                                                                                                                                                                                                                                               | HISTORY                                                                                                                                                                                                                                                                                         | TREATY<br>NEGOTIATIONS                                                                                                                                                                                                                                                                                                                                                                                                                                                                                                                                                                                                                                              |
| <p><b>Membership Authority:</b><br/>Section 10 <i>Indian Act</i> by Band</p> <p><b>Council Quorum:</b> 3 of 5</p> <p><b>First Nation Officials:</b><br/>Chief Kimberley Baird<br/>Councillor Russell Williams<br/>Councillor Stuart Morgan<br/>Councillor Laura Cassidy<br/>Councillor Andrea Jacobs</p> <p><b>Term Appointment Date:</b> March 28, 2003<br/><b>Term Expiry Date:</b> March 27, 2005</p> <p>Signatory First Nation to the <i>Framework Agreement on First Nation Land Management</i></p> | <p><b>Linguistic Group:</b> Salishan</p> <p><b>Ethnic Group:</b> Halq'emeylem</p> <p><b>Notes:</b><br/>Tsawwassen is a Halkomelem word which means "facing the sea."</p>                                                                                                                        | <p><b>Status of Negotiations:</b> Stage 4 of 6</p> <p><b>Number of Overlaps with other First Nation groups in the BCTC process:</b> 7</p> <p><b>Possible Overlaps with First Nation Act Bands Outside the BCTC process:</b> 6</p> <p><b>Greater Vancouver jurisdictions within the First Nation's Statement of Intent area:</b></p> <ul style="list-style-type: none"> <li>• Burnaby</li> <li>• Coquitlam</li> <li>• Delta</li> <li>• GVRD Electoral Area A</li> <li>• Langley City</li> <li>• Langley Township</li> <li>• New Westminster</li> <li>• Pitt Meadows</li> <li>• Port Coquitlam</li> <li>• Richmond</li> <li>• Surrey</li> <li>• White Rock</li> </ul> |

---

### **Tsleil-Waututh Nation**

The “people of the inlet” live near, but not quite on, Indian Arm looking out towards oil refineries on the southern reaches of their traditional territory across Burrard Inlet. According to the Tsleil-Waututh Nation, its range formerly spanned the entire inlet, reaching north up Indian Arm, and south to Burnaby and Deer Lakes.

Tsleil-Waututh currently has three reserves. The main residential reserve – Burrard Inlet I.R. No. 3 – is located approximately 3 kilometres east of the Second Narrows Bridge, via Dollarton Highway, in North Vancouver.

Within the region, the Tsleil-Waututh Nation has the largest percentage (81.1%) and second largest number (965) of non-Aboriginals living on its main residential reserve. In fact, for every 10 people on this reserve, eight of them are non-Aboriginals.

The Burrard Inlet I.R. No. 3 experienced the largest population increase (160.4%) of all the reserves in the region between 1996 and 2001 and had the highest percentage increase relative to the combined five-year population growth of all other reserves in the region. The Burrard Inlet I.R. No. 3 had an increase of 741 people in that five-year period. The total increase for all reserves, combined, in Greater Vancouver was 717 people (or 103.3% of the total regional growth in reserve population). The primary reason for this large increase is the number of housing units developed by the First Nation and leased to non-Aboriginals since 1996.

Approximately 58% of the Tsleil-Waututh Nation’s Registered Indian population (224 out of 383) lives on the band’s reserve.

At the same time, the Tsleil-Waututh Nation’s land base of 110.7 hectares is the second smallest of the 10 First Nations located within Greater Vancouver. The Indian band with the smallest land base is the Kwikwetlem First Nation (84.5 hectares).

Along with the Tsawwassen First Nation in Greater Vancouver and seven other First Nations, the Tsleil-Waututh Nation is affiliated with the Naut’sa mawt (formerly the Alliance) Tribal Council.

The Tsleil-Waututh Nation is currently in Stage 4 of six in the BC treaty negotiation process and is also a signatory First Nation to the *Framework Agreement on First Nation Land Management*.

### Tsleil-Waututh Nation

| TSLEIL-WAUTUTH NATION                                                                                                                                                                                                                                                                                                                                                                                                                                                                                    | INDIAN RESERVES (I.R.)                                                                                                                                                                                                                                                                                                                                                                                                                                                                                                                                                                                                                                        | POPULATION                                                                                                                                                                                                                                                                                                                                                                                                                                                                                                                                                                                                                                                                                                                               |          |                          |       |                          |     |                           |     |               |              |                                                                                                                                                                                                                                                                                                                                                                                                                                                                       |
|----------------------------------------------------------------------------------------------------------------------------------------------------------------------------------------------------------------------------------------------------------------------------------------------------------------------------------------------------------------------------------------------------------------------------------------------------------------------------------------------------------|---------------------------------------------------------------------------------------------------------------------------------------------------------------------------------------------------------------------------------------------------------------------------------------------------------------------------------------------------------------------------------------------------------------------------------------------------------------------------------------------------------------------------------------------------------------------------------------------------------------------------------------------------------------|------------------------------------------------------------------------------------------------------------------------------------------------------------------------------------------------------------------------------------------------------------------------------------------------------------------------------------------------------------------------------------------------------------------------------------------------------------------------------------------------------------------------------------------------------------------------------------------------------------------------------------------------------------------------------------------------------------------------------------------|----------|--------------------------|-------|--------------------------|-----|---------------------------|-----|---------------|--------------|-----------------------------------------------------------------------------------------------------------------------------------------------------------------------------------------------------------------------------------------------------------------------------------------------------------------------------------------------------------------------------------------------------------------------------------------------------------------------|
| <p><b>Band No.</b> 549</p> <p><b>Also Known As:</b> Burrard Nation</p> <p><b>Band Office Address:</b><br/>3075 Takaya Drive<br/>North Vancouver, BC, V7H 2V6</p> <p><b>Tel:</b> 604.929.3454</p> <p><b>Fax:</b> 604.929.4714</p> <p><b>Web Site:</b> N/A</p>                                                                                                                                                                                                                                             | <table style="width: 100%; border-collapse: collapse;"> <thead> <tr> <th style="width: 80%;"></th> <th style="text-align: right;">Hectares</th> </tr> </thead> <tbody> <tr> <td>Burrard Inlet I.R. No. 3</td> <td style="text-align: right;">108.2</td> </tr> <tr> <td>Inlailawatash I.R. No. 4</td> <td style="text-align: right;">0.5</td> </tr> <tr> <td>Inlailawatash I.R. No. 4A</td> <td style="text-align: right;">2.0</td> </tr> <tr> <td><b>Total:</b></td> <td style="text-align: right;"><b>110.7</b></td> </tr> </tbody> </table> <p><b>Notes:</b><br/>The main community is located on Burrard Inlet I.R. No. 3, near North Vancouver.</p>       |                                                                                                                                                                                                                                                                                                                                                                                                                                                                                                                                                                                                                                                                                                                                          | Hectares | Burrard Inlet I.R. No. 3 | 108.2 | Inlailawatash I.R. No. 4 | 0.5 | Inlailawatash I.R. No. 4A | 2.0 | <b>Total:</b> | <b>110.7</b> | <p><b>Registered Indian Population</b><br/><i>(as of December 2002 –INAC)</i></p> <p><b>Living on Indian Reserves:</b> 224</p> <p><b>Living off Indian Reserves:</b> 159</p> <p><b>Total Registered Population:</b> 383</p> <p><b>Non-Aboriginals</b></p> <p><b>Living on Reserves</b> 965<br/><i>(2001 Census – Statistics Canada)</i></p> <p><b>Total Population</b><br/><i>(Registered Indians and Non-Aboriginals)</i></p> <p><b>Living on Reserves</b> 1,189</p> |
|                                                                                                                                                                                                                                                                                                                                                                                                                                                                                                          | Hectares                                                                                                                                                                                                                                                                                                                                                                                                                                                                                                                                                                                                                                                      |                                                                                                                                                                                                                                                                                                                                                                                                                                                                                                                                                                                                                                                                                                                                          |          |                          |       |                          |     |                           |     |               |              |                                                                                                                                                                                                                                                                                                                                                                                                                                                                       |
| Burrard Inlet I.R. No. 3                                                                                                                                                                                                                                                                                                                                                                                                                                                                                 | 108.2                                                                                                                                                                                                                                                                                                                                                                                                                                                                                                                                                                                                                                                         |                                                                                                                                                                                                                                                                                                                                                                                                                                                                                                                                                                                                                                                                                                                                          |          |                          |       |                          |     |                           |     |               |              |                                                                                                                                                                                                                                                                                                                                                                                                                                                                       |
| Inlailawatash I.R. No. 4                                                                                                                                                                                                                                                                                                                                                                                                                                                                                 | 0.5                                                                                                                                                                                                                                                                                                                                                                                                                                                                                                                                                                                                                                                           |                                                                                                                                                                                                                                                                                                                                                                                                                                                                                                                                                                                                                                                                                                                                          |          |                          |       |                          |     |                           |     |               |              |                                                                                                                                                                                                                                                                                                                                                                                                                                                                       |
| Inlailawatash I.R. No. 4A                                                                                                                                                                                                                                                                                                                                                                                                                                                                                | 2.0                                                                                                                                                                                                                                                                                                                                                                                                                                                                                                                                                                                                                                                           |                                                                                                                                                                                                                                                                                                                                                                                                                                                                                                                                                                                                                                                                                                                                          |          |                          |       |                          |     |                           |     |               |              |                                                                                                                                                                                                                                                                                                                                                                                                                                                                       |
| <b>Total:</b>                                                                                                                                                                                                                                                                                                                                                                                                                                                                                            | <b>110.7</b>                                                                                                                                                                                                                                                                                                                                                                                                                                                                                                                                                                                                                                                  |                                                                                                                                                                                                                                                                                                                                                                                                                                                                                                                                                                                                                                                                                                                                          |          |                          |       |                          |     |                           |     |               |              |                                                                                                                                                                                                                                                                                                                                                                                                                                                                       |
| ECONOMIC ACTIVITIES                                                                                                                                                                                                                                                                                                                                                                                                                                                                                      | FACILITIES AVAILABLE ON RESERVES                                                                                                                                                                                                                                                                                                                                                                                                                                                                                                                                                                                                                              | AFFILIATIONS                                                                                                                                                                                                                                                                                                                                                                                                                                                                                                                                                                                                                                                                                                                             |          |                          |       |                          |     |                           |     |               |              |                                                                                                                                                                                                                                                                                                                                                                                                                                                                       |
| <p>Land has significant economic development potential. Driving range and townhouses.</p>                                                                                                                                                                                                                                                                                                                                                                                                                | <p>Band office; church; school bus.</p>                                                                                                                                                                                                                                                                                                                                                                                                                                                                                                                                                                                                                       | <p>Naut'sa mawt Tribal Council<br/>130 North Tsawwassen Drive<br/>Delta, BC, V4M 4G2<br/>Tel: 604.943.6712<br/>Toll Free: 1-888-382-7711<br/>Fax: 604.943.5367<br/>E-Mail: info@nautsamawt.com<br/>Web: www.nautsamawt.com</p> <p><b>Notes:</b><br/>On November 13, 2001, the Alliance Tribal Council formally changed its name to the Naut'sa mawt (pronounced NAUGHT-sa MOTT) Tribal Council. "Naut'sa mawt" in the Coast Salish language means "working together." The Tribal Council is made up of representatives from the following 9 First Nations: Chemainus, Halalt, Homalco, Klahoose, Nanoose, Sliammon, Snuneymuxw, Tsawwassen, and Tsleil-Waututh.</p>                                                                      |          |                          |       |                          |     |                           |     |               |              |                                                                                                                                                                                                                                                                                                                                                                                                                                                                       |
| GOVERNANCE                                                                                                                                                                                                                                                                                                                                                                                                                                                                                               | HISTORY                                                                                                                                                                                                                                                                                                                                                                                                                                                                                                                                                                                                                                                       | TREATY NEGOTIATIONS                                                                                                                                                                                                                                                                                                                                                                                                                                                                                                                                                                                                                                                                                                                      |          |                          |       |                          |     |                           |     |               |              |                                                                                                                                                                                                                                                                                                                                                                                                                                                                       |
| <p><b>Membership Authority:</b><br/>Section 10 <i>Indian Act</i> by Band</p> <p><b>Council Quorum:</b> 3 of 5</p> <p><b>First Nation Officials:</b><br/>Chief Maureen Thomas<br/>Councillor Gerald Thomas<br/>Councillor Justin George<br/>Councillor Lianna Martin<br/>Councillor Jennifer Thomas</p> <p><b>Term Appointment Date:</b> April 1, 2003</p> <p><b>Term Expiry Date:</b> March 31, 2005</p> <p>Signatory First Nation to the <i>Framework Agreement on First Nation Land Management</i></p> | <p><b>Linguistic Group:</b> Salishan</p> <p><b>Ethnic Group:</b> Halq'emeylem</p> <p><b>Notes:</b><br/>The Burrard Inlet was named by Captain Vancouver in June 1792, after his friend Sir Henry Burrard. To the native people it was apparently named "Tsleiliwaututh, the Salishan name of an early native village at the mouth of the Seymour River. Tsleiliwaututh is a Halkomelem word meaning "people of the inlet."</p> <p>Tsleil-Waututh leader, Dan George, in the 1950s was an Academy Award nominee for his performance in the movie <i>Little Big Man</i>. He also wrote two popular books, <i>My Heart Soars</i> and <i>My Spirit Soars</i>.</p> | <p><b>Status of Negotiations:</b> Stage 4 of 6</p> <p><b>Number of Overlaps with other First Nation groups in the BCTC process:</b> 6</p> <p><b>Possible Overlaps with First Nation Act Bands Outside the BCTC process:</b> 2</p> <p><b>Greater Vancouver jurisdictions within the First Nation's Statement of Intent area:</b></p> <ul style="list-style-type: none"> <li>• Anmore</li> <li>• Belcarra</li> <li>• Burnaby</li> <li>• Coquitlam</li> <li>• GVRD Electoral Area A</li> <li>• New Westminster</li> <li>• North Vancouver City</li> <li>• North Vancouver District</li> <li>• Port Coquitlam</li> <li>• Port Moody</li> <li>• Squamish-Lillooet Regional District</li> <li>• Vancouver</li> <li>• West Vancouver</li> </ul> |          |                          |       |                          |     |                           |     |               |              |                                                                                                                                                                                                                                                                                                                                                                                                                                                                       |

---

## **4.0 INDIAN RESERVES IN GREATER VANCOUVER**

### **4.1 Indian Reserves: The Aboriginal Experience**

The Aboriginal landscape can be confusing when trying to understand the “Indian” system of reserves and Indian bands created by Colonial, Provincial, and Federal governments.

The first Indian Reserves were created on Vancouver Island in 1850, and by 1897 Indian Reserve commissions traveling throughout the province had completed their task (see Chronology in Attachment 3).

The Federal *Indian Act*, which came into effect in 1876, defined an “Indian” as someone who belongs to an Indian band and an “Indian band” as a group of people living on an Indian Reserve. These homogenous units were administered by Federal Indian agents who made all decisions affecting housing, education and health, even marriage and employment, and acknowledged nothing of traditional territories or government systems.

For some people, visiting an Indian Reserve can be a daunting experience. It is well-known that, with some exceptions, only Status Indians can reside permanently on Indian Reserves in Canada. Those exceptions may include people such as cottagers who lease land from a band or a reserve land owner, a common-law spouse who lives with an Indian partner who has a home on a reserve, or a member of the clergy who ministers the reserve residents. This exclusive aspect of reserves, along with the remote location of some of these communities, reduces considerably the public’s familiarity with them which discourages most casual visitors.

For over 150 years, the continued existence of reserves with an almost exclusive Indian residency reminded all Canadians that communities based on race and culture were an integral part of the country. The strong sense of separateness which emerged when most people thought of reserves has diminished significantly during the past fifty years with the numerous waves of immigrants from other parts of the world to Canada. But despite the presence today of different cultural and racial enclaves throughout many rural and urban parts of Canada, the early notion of reserves as racial ghettos still persists and it influences whether or not people visit them.

Today, reserves represent a broad spectrum of lifestyles and activities. There are several reserves which are located in or adjacent to cities (e.g. Capilano I.R. No. 5 or Musqueam I.R. No. 2) and reserve residents derive the same benefits and exposure to an urban environment as other city dwellers. At the other end of the scale, there are numerous smaller reserves, both in population and land base, which are situated in remote, isolated areas. Although the lifestyles in these small and distant communities differ considerably from the larger, more urban reserves, the quality of life in them often includes a strong connection to tribal culture, an active Indian language, and a subsistence economy based on hunting, fishing, and gathering.

Reserves were created initially to concentrate Indian populations into fixed, stable locations. Early Colonial administrators and the clergy pursued policies that reduced the mobility of Indian families to facilitate efforts to civilize and Christianize the First Nations. As European settlement expanded west from Canada’s east coast, Colonial administrators negotiated land

surrenders and treaties with local First Nations and extended the principle of fixed lands (i.e. reserves), solely for the use and occupation of the first people.

Many Canadians now view reserves as anachronistic: the idea that communities exist solely because of race is repugnant to some and economically backward to others. It is true that the inventory of social and material needs in most reserves are substantial: housing units for a rapidly expanding population, health and dental services, social and recreational services for youth and adults, relevant education standards and objectives are some examples. When these and many other needs are combined with a chronic unemployment rate that is persistently high in most reserves, the question must be asked: Why do First Nations continue to live there?

For many First Nations, the answer is simple and straightforward: The reserve is home. Home can mean many things to many people. Home is where the formative years are spent. One becomes part of an extended family at home. One acquires and shares values, beliefs and behaviour as a member of a group which resides in and around a home. Also, one can be oneself, free from the expectations and demands that a larger society places on all members regardless of culture and race, free to live and conduct by the rules and sanctions which are shared and reinforced by people “at home.”

Above all, an Indian Reserve represents a manifestation of a spiritual connection to the land and tangible evidence to most Indians that they were the original people of this country. Thus, while many Canadians argue that the deprivation which exists on many reserves would be eliminated if Indians abandoned them and took up residence elsewhere, First Nations view the strength of their connection to the reserve as profound. Many First Nations believe that the improvement of the material life on most reserves depends on the ability of reserves to become self-governing. Once self-government becomes a reality, many First Nations leaders argue that substantive and enduring changes will occur on reserves; changes that will improve considerably the quality of life and the material benefits for reserve residents.

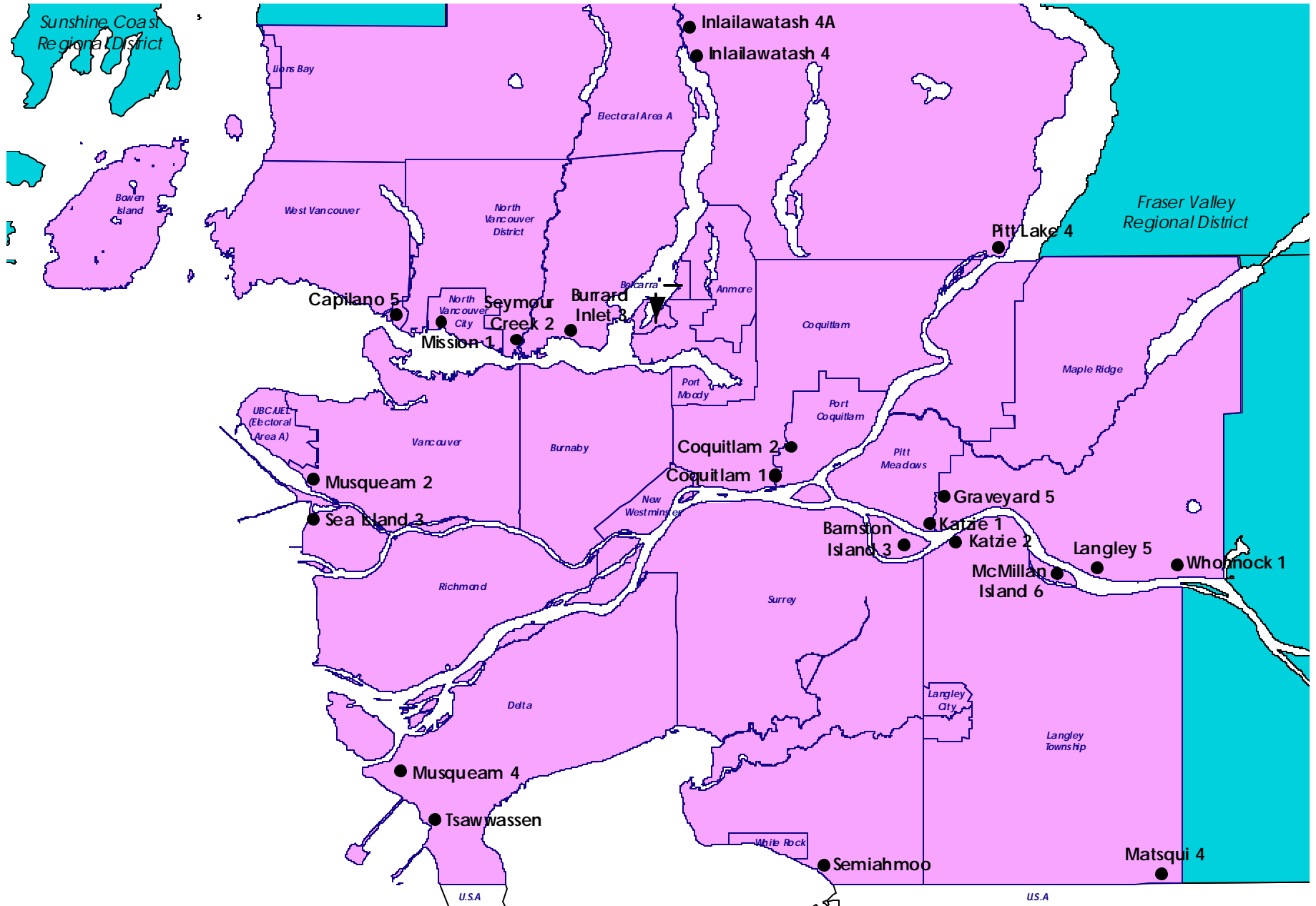
#### **4.2 A Collective Profile of Indian Reserves in Greater Vancouver**

Reserve communities tend to be small, ranging in size from a few families to a few thousand people. Today, there are nine Indian bands in the Greater Vancouver area living on 16 of the 22 reserves. See the map of the locations of the Indian Reserves on the next page.

There is always some under-coverage with a Census, but it is higher among Aboriginal people than among other segments of the population. Under-representation happens because some reserves are excluded from enumeration, exclusion of people who are homeless or living in rooming houses, and the decision of some Aboriginal people not to identify themselves as Aboriginal or to complete the Census form. After years of being studied, many Aboriginal people are reluctant to participate in surveys in which they have no control over the information gathered or how it will be used.

Table 7 presents both the area and population size of Indian Reserves in Greater Vancouver as reported in the 2001 Census. All 22 reserves in the region, combined, make up 17.22 square kilometres, or 0.6% of the region’s total land base.

# INDIAN RESERVES WITHIN GREATER VANCOUVER



**Table 7 Area and Population of Indian Reserves Within Greater Vancouver, 2001**

| Indian Reserve             | First Nation   | Area (sq. km. ) | 2001 Population | Density (persons/sq.km.) |
|----------------------------|----------------|-----------------|-----------------|--------------------------|
| Barnston Island I.R. No. 3 | Katzie         | 0.43            | 46              | 106.7                    |
| Burrard Inlet I.R. No. 3   | Tsleil-Waututh | 1.09            | 1,203           | 1,106.4                  |
| Capilano I.R. No. 5        | Squamish       | 1.39            | 2,230           | 1,600.4                  |
| Coquitlam I.R. No. 1       | Kwikwetlem     | 0.02            | 15              | 675.7                    |
| Coquitlam I.R. No. 2       | Kwikwetlem     | 0.78            | 5               | 6.4                      |
| Graveyard I.R. No. 5       | Katzie         | 0.00            | 0               | 0.0                      |
| Inlailawatash I.R. No. 4   | Tsleil-Waututh | 0.00            | 0               | 0.0                      |
| Inlailawatash I.R. No. 4A  | Tsleil-Waututh | 0.02            | 0               | 0.0                      |
| Katzie I.R. No. 1          | Katzie         | 0.52            | 224             | 429.4                    |
| Katzie I.R. No. 2          | Katzie         | 0.30            | 31              | 101.6                    |
| Langley I.R. No. 5         | Kwantlen       | 1.34            | 0               | 0.0                      |
| Matsqui I.R. No. 4         | Matsqui        | 0.29            | 417             | 1,432.5                  |
| McMillan Island I.R. No. 6 | Kwantlen       | 1.84            | 59              | 32.1                     |
| Mission I.R. No. 1         | Squamish       | 0.16            | 339             | 2,146.9                  |
| Musqueam I.R. No. 2        | Musqueam       | 1.91            | 1,305           | 684.0                    |
| Musqueam I.R. No. 4        | Musqueam       | 0.60            | 5               | 8.4                      |
| Pitt Lake I.R. No. 4       | Katzie         | 2.18            | 0               | 0.0                      |
| Sea Island I.R. No. 3      | Musqueam       | 0.06            | 0               | 0.0                      |
| Semiahmoo I.R.             | Semiahmoo      | 1.28            | 131             | 102.3                    |
| Seymour Creek I.R. No. 2   | Squamish       | 0.67            | 54              | 80.8                     |
| Tsawwassen I.R. No. 0      | Tsawwassen     | 1.95            | 474             | 243.4                    |
| Whonnock I.R. No. 1        | Kwantlen       | 0.39            | 5               | 13.0                     |
| <b>TOTALS</b>              |                | <b>17.22</b>    | <b>6,543</b>    | <b>380.0</b>             |

Source: Statistics Canada

According to Statistics Canada, there were 6,543 people living on Indian Reserves within Greater Vancouver – or 0.3% of the region’s overall population. This compares to 5,222 people ten years ago (1991) and 1,750 people in 1971 – an increase of 273% over the 30-year period (or an annual increase of 4.49%).

Attachment 4 in this document contains an historical summary of the Indian Reserve population in Greater Vancouver from 1921 to 2001.

Table 8, on the next page, includes selected characteristics and conditions of Indian Reserves compared to the Greater Vancouver region.

As indicated earlier in this document, the majority of people living on Indian Reserves are non-Aboriginals, some of whom are married to Aboriginal people while most are living on reserve lands leased from Indian bands.

Indian Reserve population in Greater Vancouver grew by 12.3% between 1996 and 2001; 1.4 times greater than the overall Greater Vancouver population for the same period of time.

Indian Reserves have a much lower population density, compared to the region, and have a much larger portion of its population classified as “rural” according to the Statistics Canada definition.

In percentage terms, Indian Reserves have a smaller working age population (15 to 65 year olds) and, consequently, a larger Total Dependency Ratio than the overall Greater Vancouver population.

**Table 8 Selected Characteristics and Conditions of Indian Reserves Compared to Greater Vancouver, 2001**

|                                                | <b>INDIAN RESERVES</b> | <b>GREATER VANCOUVER REGION</b> | <b>INDIAN RESERVE CONDITIONS</b> |
|------------------------------------------------|------------------------|---------------------------------|----------------------------------|
| <b>2001 Total Population</b>                   | 6,543                  | 1,986,965                       | <i>0.3% of the region</i>        |
| <b>% Change in Population, 1996 to 2001</b>    | 12.3%                  | 8.5%                            | <i>1.4 times greater</i>         |
| <b>Total Area Occupied (sq.km.)</b>            | 17.22                  | 2,878.52                        | <i>0.6% of the region</i>        |
| <b>Population Density (sq. km.)</b>            | 380.0                  | 690.3                           | <i>Almost 1/2 less</i>           |
| <b>Aboriginal People</b>                       | 31.3%                  | 1.9%                            | <i>16.5 times more</i>           |
| <b>Non-Aboriginals</b>                         | 68.7%                  | 98.1%                           | <i>1/3 fewer</i>                 |
| <b>Urban Population</b>                        | 89.4%                  | 97.3%                           | <i>Slightly lower</i>            |
| <b>Rural Population</b>                        | 10.6%                  | 2.7%                            | <i>Four times greater</i>        |
| <b>Population Over 15 years of age</b>         | 85.1%                  | 82.6%                           | <i>Slightly more</i>             |
| <b>Population Under 15 years of age</b>        | 14.9%                  | 17.4%                           | <i>Slightly fewer</i>            |
| <b>Working Population (15-65 years of age)</b> | 67.4%                  | 70.4%                           | <i>Slightly less</i>             |
| <b>Population Over 65 years of age</b>         | 17.7%                  | 12.2%                           | <i>1.5 times more</i>            |
| <b>Median Age of the Population (years)</b>    | 39.2                   | 37.4                            | <i>Slightly older</i>            |
| <b>Participation Rate</b>                      | 61.0%                  | 66.2%                           | <i>Significantly lower</i>       |
| <b>Employment Rate</b>                         | 53.9%                  | 61.4%                           | <i>Substantially lower</i>       |
| <b>Unemployment Rate</b>                       | 11.8%                  | 7.2%                            | <i>1.6 times higher</i>          |
| <b>Dependency Ratio</b>                        | 48.4%                  | 42.0%                           | <i>Higher than region</i>        |
| <b>Census Families</b>                         | 1,730                  | 535,255                         | <i>0.3% of the region</i>        |
| <b>Married Couples with Children</b>           | 28.9%                  | 46.5%                           | <i>Nearly 1/6 fewer</i>          |
| <b>Married Couples without Children</b>        | 35.7%                  | 28.5%                           | <i>Slightly higher</i>           |
| <b>Common-law Couples with Children</b>        | 6.3%                   | 2.7%                            | <i>Over twice as many</i>        |
| <b>Common-Law Couples without Children</b>     | 9.7%                   | 7.0%                            | <i>Almost 1/3 more</i>           |
| <b>Female Lone Parent Families</b>             | 14.0%                  | 12.5%                           | <i>Slightly more</i>             |
| <b>Male Lone Parent Families</b>               | 5.4%                   | 2.8%                            | <i>Twice as many</i>             |
| <b>Total Dwellings</b>                         | 3,137                  | 786,277                         | <i>0.4% of the region</i>        |
| <b>Owned Dwellings</b>                         | 53.3%                  | 61.0%                           | <i>Marginally less</i>           |
| <b>Rented Dwellings</b>                        | 46.7%                  | 39.0%                           | <i>Marginally more</i>           |
| <b>Dwellings Built Prior to 1991</b>           | 74.5%                  | 77.3%                           | <i>Slightly fewer</i>            |
| <b>Dwellings Built Between 1991 and 2001</b>   | 25.5%                  | 22.7%                           | <i>Marginally more</i>           |

Source: Statistics Canada

Table 9 breaks down the dependency ratio for Indian Reserves in Greater Vancouver as well as for the region, the province and the country in 2001.

The Indian Reserve population (including males and females) experienced a Total Dependency Ratio of 48 in 2001. This means that for every 100 people within the working age population

(aged 15 to 65), there were 48 total dependents (old and young). This compares to 42 for Greater Vancouver, 46 for BC, and 47 for Canada.

There were, however, some extreme variations among the individual Indian Reserves within the region. For example, Seymour Creek I.R. No. 2 (Squamish) experienced the lowest dependency ratio for all Indian Reserves within the region (22), whereas Matsqui I.R. No. 4 (Matsqui) experienced the highest (388). Five of the 10 Indian Reserves reporting detailed Census data in 2001 had dependency ratios above 50, while the other five Indian Reserves were below that figure.

**Table 9      Dependency Ratios for Indian Reserves in Greater Vancouver in Comparison with the Region, BC, and Canada, 2001**

| <b>Geography</b>         | <b>Dependency Ratio:<br/>&lt;15 years of age</b> | <b>Dependency Ratio:<br/>65+ years of age</b> | <b>Dependency Ratio:<br/>Total</b> |
|--------------------------|--------------------------------------------------|-----------------------------------------------|------------------------------------|
| <b>Indian Reserves</b>   | 22                                               | 26                                            | 48                                 |
| <b>Greater Vancouver</b> | 25                                               | 17                                            | 42                                 |
| <b>BC</b>                | 26                                               | 20                                            | 46                                 |
| <b>Canada</b>            | 28                                               | 19                                            | 47                                 |

Source: Statistics Canada

Seniors accounted for the majority of dependents on Indian Reserves in the region, which also explains why there is a slightly higher median age of the population on Indian Reserves (39.2) than in the region (37.4). Again, according to Table 9 above, 26 of the 48 dependents on Indian Reserves were in the group that was 65 years of age and older. This figure was substantially higher than for Greater Vancouver, BC, or Canada, and may suggest implications for different levels of service intended to relieve the burdens of care for the respective populations.

Indian Reserves also have a much lower portion of married couples with children than the region but, at the same time, a higher portion of common-law couples with children, married couples without children as well as common-law couples without children. Indian Reserves also have a larger percentage of both female and male lone parents than Greater Vancouver.

In terms of employment, Indian Reserves recorded much lower participation and employment rates and, consequently, a larger unemployment rate (11.8%) than the region (7.2%) in 2001.

Indian Reserves, collectively, represent 0.4% of the region's total number of dwellings and recorded a larger percentage of dwellings built in the last ten years (1991-2001) than Greater Vancouver. This may be due to the recent surge in housing construction on Indian Reserves that experienced the most population growth between 1996 and 2001, particularly Burrard Inlet No. 3 (Tsleil-Waututh). While a majority of dwellings (53.3%) on Indian Reserves are owned, the rate of ownership is lower than in the region (61.0%) as a whole.

A detailed statistical profile of each of the Indian Reserves in Greater Vancouver, where data was reported by Statistics Canada for the 2001 Census, is available in Attachment 5 of this document. Indian Reserves not profiled include those that did not report any population figures for 2001:

Graveyard I.R. No. 5 (Katzie); Inlailawatash I.R. No. 4 (Tsleil-Waututh); Inlailawatash I.R. No. 4A (Tsleil-Waututh); Pitt Lake I.R. No. 4 (Katzie); and Sea Island I.R. No. 3 (Musqueam). Indian Reserves that are only partially profiled due to the availability of 2001 Census data include: Coquitlam I.R. No. 1 (Kwikwetlem); Coquitlam I.R. No. 2 (Kwikwetlem); Katzie I.R. No. 2 (Katzie); Langley I.R. No. 5 (Kwantlen); Mission I.R. No. 1 (Squamish); Musqueam I.R. No. 4 (Musqueam); and Whonnock I.R. No. 1 (Kwantlen).

#### **4.3 GVRD Policy Guidelines on Utility Service Provision**

The GVRD has, in the past, provided regional utilities outside the existing service areas, including Indian Reserves.

The GVRD's *Policy Guidelines on the Provision of Water and Sewer Services Outside Municipal Service Areas* (1996) stipulates two types of applications for utility services: (1) applications for service within the boundaries of a member of the Greater Vancouver Water District (GVWD) and/or the Greater Vancouver Sewerage & Drainage District (GVS&DD); and (2) applications for service outside the boundaries of members of the GVWD and GVS&DD.

Applications for service *within the boundaries* of a member of the GVWD and/or GVS&DD will be through the municipal system. The municipality, as the lead agency, considers the application and informs the Regional District of its decision. The Regional District reviews a municipal decision specifically if it impacts a *regional facility*. When a regional asset is involved, the Regional District then becomes the lead agency.

Applications for services *outside the boundaries* of members of the GVWD and/or GVS&DD are made through the Regional District. The Regional District may redirect the application to the municipality if a regional interest is not identified. In practice, utility service arrangements for Indian Reserves have been made through the adjacent GVRD-member municipalities.

#### **4.4 GVRD Interests within Indian Reserves**

Table 10, on the next page, depicts a summary of regional district facilities (both water and sewer) located within Indian Reserves in the Greater Vancouver region.

The water supply function involves acquiring and supplying potable water in bulk for the use of the inhabitants of the GVWD for all purposes at equitable rates and includes supply to some adjacent areas outside the District. The District functions in accordance with the provisions of the *Greater Vancouver Water District Act* (1924).

Water is supplied from three uninhabited watersheds – Capilano, Seymour, and Coquitlam – that are closed to the public and located in the mountains north of the populated metropolitan area. The GVWD also has large distribution reservoirs, chlorination treatment stations, and over 500 kilometres of pipe. In operating these facilities and supplying this water, the GVWD has to balance various competing needs and resources. The goals are to provide adequate supply and transmission facilities to meet the region's drinking water needs for both near and long-terms (50-years) and to ensure that the water consistently meets Provincial and Federal drinking water quality guidelines. In meeting these goals, the GVWD considers cost, health standards, environmental concerns, safety issues, and other criteria.

**Table 10 Regional District Facilities (Water and Sewer) Located within Indian Reserves in the Greater Vancouver Area (Listed According to First Nation)**

| <b>FIRST NATION</b>   | <b>INDIAN RESERVE</b>    | <b>DISTRICT</b> | <b>FUNCTION</b> | <b>FACILITY</b>                        |
|-----------------------|--------------------------|-----------------|-----------------|----------------------------------------|
| Musqueam Indian Band  | Musqueam I.R. No. 2      | GVS&DD          | Sewer           | Highbury Interceptor                   |
| Musqueam Indian Band  | Musqueam I.R. No. 2      | GVS&DD          | Sewer           | North Arm Interceptor                  |
| Musqueam Indian Band  | Musqueam I.R. No. 2      | GVS&DD          | Drainage        | UEL South / Musqueam Drainage Area     |
| Squamish Nation       | Capilano I.R. No. 5      | GVS&DD          | Sewer           | Lions Gate Waste Water Treatment Plant |
| Squamish Nation       | Capilano I.R. No. 5      | GVS&DD          | Sewer           | North Vancouver Interceptor            |
| Squamish Nation       | Capilano I.R. No. 5      | GVS&DD          | Sewer           | Hollyburn Interceptor                  |
| Squamish Nation       | Capilano I.R. No. 5      | GVS&DD          | Sewer           | Taylor Way Trunk Sewer                 |
| Squamish Nation       | Capilano I.R. No. 5      | GVWD            | Water           | Capilano Main #4                       |
| Squamish Nation       | Capilano I.R. No. 5      | GVWD            | Water           | Capilano Main #5                       |
| Squamish Nation       | Mission I.R. No. 1       | GVS&DD          | Sewer           | McKay Avenue Trunk Sewer               |
| Squamish Nation       | Mission I.R. No. 1       | GVS&DD          | Sewer           | North Vancouver Interceptor            |
| Squamish Nation       | Seymour Creek I.R. No. 2 | GVWD            | Water           | Capilano Main No. 7                    |
| Tsleil-Waututh Nation | Burrard Inlet I.R. No. 3 | GVS&DD          | Sewer           | North Vancouver Interceptor            |

Source: GVRD

The GVWD presently provides water services, via the municipal members' system, to the following Indian Reserves in the Greater Vancouver area:

**Table 11 Water Services from the Greater Vancouver Water District (GVWD) to Indian Reserves Located Within the Region**

| Indian Reserve             | First Nation | GVWD Municipal Member Supplying Services |
|----------------------------|--------------|------------------------------------------|
| Barnston Island I.R. No. 3 | Katzie       | City of Surrey                           |
| Capilano I.R. No. 5        | Squamish     | District of West Vancouver               |
| Musqueam I.R. No. 2        | Musqueam     | City of Vancouver                        |

Source: GVRD

There exist Rights-of-Way by the GVWD in its favour pursuant to Section 28(2) of the *Indian Act*. They are for the following reserves:

**Table 12 Greater Vancouver Water District (GVWD) Rights-of-Way**

| Indian Reserve           | First Nation |
|--------------------------|--------------|
| Capilano I.R. No. 5      | Squamish     |
| Musqueam I.R. No. 2      | Musqueam     |
| Seymour Creek I.R. No. 2 | Squamish     |

Source: GVRD

The GVWD's ability to retain the existing Rights-of-Way and agreements is an issue of concern for the Regional District.

Another Regional District concern deals with sewerage and drainage. Sewer facilities, like water facilities, are by the nature of the service, also designed to meet long-term development needs. Over the next 10 to 20 years, the vast amount of sewerage and drainage work will be directed towards projects to improve the environment, such as upgrading facilities or maintaining and replacing infrastructure.

The GVS&DD presently provides sewer services to the following Indian Reserves in the Greater Vancouver area:

**Table 13 Sewer Services from the Greater Vancouver Sewerage & Drainage District (GVS & DD) to Indian Reserves Located Within the Region**

| Indian Reserve          | First Nation   | GVS&DD Municipal Member Supplying Services |
|-------------------------|----------------|--------------------------------------------|
| Burrard Inlet I.R.No. 3 | Tsleil-Waututh | District of North Vancouver                |
| Capilano I.R. No. 5     | Squamish       | District of West Vancouver                 |
| Mission I.R. No. 1      | Squamish       | City of North Vancouver                    |
| Musqueam I.R. No. 2     | Musqueam       | City of Vancouver                          |

Source: GVRD

There are Rights-of-Way by the GVS&DD in its favour pursuant to Section 28(2) of the *Indian Act* which it wants to retain. They are for the following Indian Reserves:

**Table 14 Greater Vancouver Sewerage and Drainage District (GVS&DD) Rights-of-Way (ROW)**

| Indian Reserve           | First Nation   | Date              | Terms                                                                                    |
|--------------------------|----------------|-------------------|------------------------------------------------------------------------------------------|
| Burrard Inlet I.R. No. 3 | Tsleil-Waututh | December 14, 1965 | ROW to excavate, lay down, operate, and maintain a sewer pipeline                        |
| Capilano I.R. No. 5      | Squamish       | January 13, 1966  | ROW to excavate, lay down, operate and maintain a sewer pipeline                         |
| Mission I.R. No. 1       | Squamish       | April 3, 1957     | ROW to construct, operate, and maintain an interceptor sanitary sewer                    |
| Mission I.R. No. 1       | Squamish       | March 29, 1965    | ROW to excavate, lay down, operate and maintain a sewer pipeline                         |
| Musqueam I.R. No. 2      | Musqueam       | June 6, 1960      | ROW to excavate, lay down, operate and maintain a sewer pipeline                         |
| Musqueam I.R. No. 2      | Musqueam       | February 1961     | ROW to excavate, lay down, operate and maintain a telephone duct and ten-inch water main |
| Musqueam I.R. No. 2      | Musqueam       | June 22, 1962     | ROW to excavate, lay down, operate and maintain a sewer pipeline                         |
| Musqueam I.R. No. 2      | Musqueam       | November 15, 1966 | ROW to excavate, lay down, operate and maintain a sewer pipeline                         |
| Seymour Creek I.R. No. 2 | Squamish       | February 12, 1965 | ROW to excavate, lay down, operate and maintain a sewer pipeline                         |

Source: GVRD

For future servicing of Indian Reserves or potential Treaty Settlement Lands, capacity could be a major constraint for the GVS&DD depending on long-term use. The proximity of Indian Reserves to major service trunk lines makes servicing these areas through regional facilities a possibility. However, municipal facilities may be limited by capacities or may be sensitive to site locations. Proximity to sewer and water systems may allow direct connection to the GVS&DD system rather than through the municipal system. These issues will require the GVRD's input at treaty tables.

## **5.0 SUMMARY OF FINDINGS**

The purpose of this report has been to provide a profile of Aboriginal people, First Nations and Indian Reserves in Greater Vancouver using various data sources, particularly the 2001 Census. There has been limited comparative analysis of demographic characteristics of Indian Reserves in the region to date. Yet Indian Reserves are important in terms of potentially becoming future Treaty Settlement Lands. This is particularly significant for the GVRD organization as specific Regional District interests can be found on Indian Reserves, including infrastructure and tenure.

The main findings of this report can be summarized according to its three major sections:

### **Aboriginal People in Greater Vancouver**

- There were 36,855 persons of Aboriginal identity in 2001 (or 1.8% of the region's population) in Greater Vancouver, compared to 31,140 in 1996 – an increase of 5,715 people (or 18.4%). This means that the rate of growth for persons of Aboriginal identity was more than twice the rate of growth of non-Aboriginal persons, which grew in absolute terms by 8.3%, between 1996 and 2001.
- 21.7% of the province's Aboriginal people live in Greater Vancouver.
- The City of Vancouver had the largest number of Aboriginal people of all the Greater Vancouver area municipalities in 2001 (10,445), followed by Surrey (6,900) and Burnaby (3,145). However, the City of Vancouver experienced a decrease of approximately 500 Aboriginal people between 1996 and 2001, which represents a decrease of 9.1% of the region's total.
- Surrey had the largest influx of the region's Aboriginal people during the same five-year period and experienced a jump of 1,830 persons (or 32% of the region's total growth). Langley Township (790), Burnaby (645) and Delta (635) were the other Greater Vancouver area municipalities experiencing the largest increases in Aboriginal population, in terms of absolute growth, between 1996 and 2001.
- According to Statistics Canada, only 5.2% (or 1,920) of the Aboriginal population within Greater Vancouver (36,855) lived on Indian Reserves in 2001. This represents a decrease from the 1996 Census when 6.3% of the Aboriginal population lived on Indian Reserves.

### **First Nations in the Greater Vancouver Region**

- There are 22 local government jurisdictions in Greater Vancouver (including 21 municipalities and 1 electoral area) as well as 22 Indian Reserves.
- There are 10 First Nations in the Greater Vancouver region. Nine First Nations occupy the 22 Indian Reserves in the region: Katzie First Nation; Kwantlen First Nation; Kwikwetlem First Nation; Matsqui First Nation; Musqueam Indian Band; Semiahmoo First Nation; Squamish Nation; Tsawwassen First Nation; and Tsleil-Waututh (Burrard)

Nation. The tenth First Nation, Qayqayt First Nation (or New Westminster Indian Band), does not currently occupy any Indian Reserves.

- The nine First Nations with Indian Reserves occupy a total of 48 Indian Reserves in the Lower Mainland and stretch not only into the Greater Vancouver area boundary, but also within the regional districts of Squamish-Lillooet, Sunshine Coast, and Fraser Valley, and have a total combined population (on-reserve and off-reserve) of 5,959 (December 2002).
- Non-Aboriginals outnumber Aboriginal people on some Indian Reserves (e.g. Tsawwassen I.R. No. 0, Burrard Inlet I.R. No. 3, and Musqueam I.R. No. 2) represent just over one-half (53.3%) of the total population of all 48 Indian Reserves.
- The 10 First Nations have 55 elected or designated political representatives – including 13 Chiefs and 42 Councillors.

### **Indian Reserves in Greater Vancouver**

- Reserve communities tend to be small, ranging in size from a few families to a few thousand people. Today, the nine First Nations in the Greater Vancouver area live on 16 of the 22 Indian Reserves.
- All 22 reserves in Greater Vancouver, combined, make up 17.22 square kilometres, or 0.6% of the region's total land base.
- There were 6,543 people living on Indian Reserves within the Greater Vancouver region in 2001 – or 0.3% of the region's overall population. This compares to 5,222 people 10 years ago (1991) and 1,750 people in 1971 – an increase of 273% over the 30-year period (or an annual increase of 4.49%).
- The Indian Reserve population (including males and females) experienced a Total Dependency Ratio of 48 in 2001. This means that for every 100 people within the working age population (aged 15 to 65), there were 48 total dependents (old and young). This compares to 42 for the Greater Vancouver region, 46 for BC, and 47 for Canada.
- Seniors accounted for the majority of dependents on Indian Reserves in the region, which also explains why there is a slightly higher median age of the population on Indian Reserves (39.2) than in the region (37.4). Twenty-six of the 48 dependents on Indian Reserves were in the group that was 65 years of age and older. This figure was substantially higher than for the Greater Vancouver region, BC, or Canada, and may suggest implications for different levels of service intended to relieve the burdens of care for the respective populations.
- Indian Reserves also have a much lower proportion of married couples with children than the Greater Vancouver region but, at the same time, a higher proportion of common-law couples with children, married couples without children as well as common-law couples without children. Indian Reserves also have a larger percentage of both female and male

lone parents than the Greater Vancouver region.

- Indian Reserves recorded much lower participation and employment rates and, consequently, a larger unemployment rate (11.8%) than the region (7.2%) in 2001.
- Indian Reserves represent 0.4% of the region's total number of dwellings and recorded a larger percentage of dwellings built between 1991 and 2001 (25.5%) than in the Greater Vancouver region as a whole (22.7%). This may be due to the recent surge in housing construction on Indian Reserves that experienced the most population growth between 1996 and 2001.
- The Greater Vancouver Water District (GVWD) has Rights-of-Way in its favour pursuant to Section 28(2) of the *Indian Act* for the Capilano I.R. No. 5 (Squamish), Musqueam I.R. No. 2 (Musqueam) and Seymour Creek I.R. No. 2 (Squamish). The GVWD's ability to retain these existing Rights-of-Way on Indian Reserves and future Treaty Settlement Lands is an issue of concern for the Regional District in treaty negotiations and land claims settlements between Canada, British Columbia and the First Nations.

The GVWD presently provides water services, via the municipal members' system, to the following Indian Reserves in the Greater Vancouver area: Barnston Island I.R. No. 3 (Katzie) via the City of Surrey; Capilano I.R. No. 5 (Squamish) via the District of West Vancouver; and Musqueam I.R. No. 2 (Musqueam) via the City of Vancouver.

- Similarly, the Greater Vancouver Sewerage and Drainage District (GVS&DD) has Rights-of-Way in its favour pursuant to Section 28(2) of the *Indian Act* which it wants to retain for the following Indian Reserves: Burrard Inlet I.R. No. 3 (Tsleil-Waututh), Capilano I.R. No. 5 (Squamish), Mission I.R. No. 1 (Squamish), Musqueam I.R. No. 2 (Musqueam), and Seymour Creek I.R. No. 2 (Squamish).

The GVS&DD presently provides sewer services to the following Indian Reserves in the Greater Vancouver area via the GVS&DD municipal member: Burrard Inlet I.R. No. 3 (Tsleil-Waututh) via the District of North Vancouver; Capilano I.R. No. 5 (Squamish) via the District of North Vancouver; Mission I.R. No. 1 (Squamish) via the City of North Vancouver; and Musqueam I.R. No. 2 (Musqueam) via the City of Vancouver.

**ATTACHMENTS**

---

## 6.0 ATTACHMENTS

### Attachment 1: Glossary of Selected Terms

*The following is a guide to various terms associated with First Nations people and issues, including treaties. Please note that individual preferences may vary and should be respected when known.*

#### **Aboriginal people(s)**

“Aboriginal people” is a collective name for the original peoples of North America and their descendants. The Canadian Constitution (*the Constitution Act, 1982*) recognizes three groups of Aboriginal peoples — Indians, Métis and Inuit. These are three separate peoples with unique heritages, languages, cultural practices and spiritual beliefs.

#### **Aboriginal rights**

Aboriginal rights refer to the rights that some Aboriginal peoples of Canada hold as a result of their ancestors’ long-standing use and occupancy of the land. The rights of certain Aboriginal peoples to hunt, to trap and to fish on ancestral lands are examples of Aboriginal rights.

Aboriginal rights vary from group to group depending on the customs, practices, traditions, treaties and agreements that have formed part of their distinctive cultures.

#### **Aboriginal self-government**

Governments designed, established and administered by Aboriginal peoples under the Canadian Constitution through a process of negotiation with Canada and, where applicable, the Provincial government.

#### **Aboriginal title**

This is a legal term that recognizes an Aboriginal interest in the land. It is based on the long-standing use and occupancy of the land by today's Aboriginal peoples as the descendants of the original inhabitants of Canada.

#### **Agreement-in-Principle (AIP)**

The Agreement-in-Principle (AIP) is the fourth stage of the BC Treaty Commission’s six-stage treaty negotiation process in British Columbia. The AIP outlines the major points of agreement between the negotiating parties at a particular treaty table (Canada, BC, and the respective First Nation) and is meant to form the basis of the treaty.

#### **Band**

A “band” simply refers to a “...body of Indians...” More specifically, a “band” is a body of Indians for whose collective use and benefit lands have been set apart or money is held by the Crown, or declared to be a band for the purposes of the *Indian Act*. Each band has its own governing band council, usually consisting of one Chief and several Councillors. Community members choose the Chief and Councillors by election, or sometimes through custom. The members of a band generally share common values, traditions and practices rooted in their ancestral heritage. Today, many bands prefer to be known as First Nations.

---

**Band Council**

Body elected according to provisions of the *Indian Act*, charged with the responsibility for “the good government of the band” and delegated the authority to pass by-laws on Indian Reserve lands. It usually consists of a chief and councillors, who are elected for two or three-year terms (under the *Indian Act* or band custom) to carry out band business, which may include education; water, sewer and fire services; by-laws; community buildings; schools; roads; and other community businesses and services.

**British Columbia Treaty Commission (or BCTC)**

An independent body of five commissioners appointed by the governments of Canada and BC and the First Nations Summit. BCTC oversees and facilitates the six-stage process for negotiating treaties.

**Buckshee Leases**

“Buckshee leases” are unregistered leases or agreements for the use of land.

**Certificate of Possession**

This term refers to lands which a First Nation member has been granted the right to lawfully possess under the *Indian Act*, R.S.C. 1985, c. I-5.

**Coast Salish**

This term refers to the First Nations of the North West Coast of North America that are part of the Salishan language family, forming a continuum from the north end of the Strait of Georgia to the southern end of Puget Sound, covering the coastal regions of British Columbia (including parts of Vancouver Island) and Washington State.

**Community**

A band, nation, reserve, or settlement is sometimes referred to as a community.

**Constitution, Canadian**

The Canadian Constitution is the supreme law of Canada. The Constitution includes the *Charter of Rights and Freedoms* and recognizes Aboriginal rights.

**Custom Election Code**

This term refers to a set of guidelines (or code) that First Nations have adopted for electing/selecting their respective council or political representatives.

**Dependency Ratio**

The dependency ratio represents a measure of the portion of a population which is composed of dependents (people who are too young or too old to work). The dependency ratio is equal to the number of individuals below 15 years of age or above 64 years of age divided by the number of individuals aged 15 to 64, expressed as a percentage. For example, a dependency ratio of 60% means that for every 100 people of working age, there are 60 dependents (young and old).

### **Douglas treaties**

Fourteen treaties struck between 1850 and 1854 between the British Crown, represented by Sir James Douglas, and some Vancouver Island First Nations.

### **Fiduciary Duty**

This term refers to the legal obligation of one party to act in the best interests of another. The Government of Canada has a fiduciary obligation with respect to Indians and lands reserved for Indians under S. 91(24) of the *Constitution Act of 1982*.

### **First Nation(s)**

(a) An Aboriginal governing body, organized and established by an Aboriginal community, or  
(b) the Aboriginal community itself. The term came into common usage in the 1970s to replace the word “Indian”, which some people found offensive. Although the term First Nation is widely used, no legal definition of it exists. Among its uses, the term “First Nations peoples” refers to the Indian peoples in Canada, both Status and Non-Status. Some Indian peoples have also adopted the term “First Nation” to replace the word “band” in the name of their community.

### ***Framework Agreement on First Nation Land Management***

This Agreement is an initiative by the signatory First Nations to take over the management and control of their lands and resources. A First Nation signatory to the *Framework Agreement* exercises its land management option by creating its own Land Code, drafting a community ratification process, and entering into a further Individual Transfer Agreement with Canada.

### **Halkomelem**

Halkomelem is a cover term for a language that has different names in its three dialects. The Upriver dialect, Halq'eméylem, is spoken in the Fraser Valley upriver from Sumas to as far as Spuzzum. The people who currently identify as Stó:lo correspond approximately to the speakers of this dialect, although some communities that consider themselves Stó:lo speak Downriver dialect. The Downriver dialect, Hun'qumi'num', is spoken by the people living downriver from Matsqui, including the Musqueam, Katzie, and Tsawassen. The Island dialect, Hul'q'umín'um', is spoken by the Nanoose, Nanaimo, Chemainus, Cowichan, and Malahat peoples of Vancouver Island. The English name Halkomelem is an anglicization of a compromise among the terms used in the three dialects.

### **Halq'emeylem**

Halq'emeylem is the major ethnic grouping of First Nations whose traditional territories are in southeastern British Columbia, including those in the Greater Vancouver region. Halq'emeylem can also refer to the dialect of the Coast Salish language group, which is an oral language (i.e. not written).

### **Indian**

The term “Indian” collectively describes all the Indigenous people in Canada who are not Inuit or Métis. Indians (or North American Indians) are one of three peoples recognized as Aboriginal in the *Constitution Act, 1982*.

**Indian and Northern Affairs Canada (INAC)**

INAC is the acronym for the Federal department of Indian and Northern Affairs Canada. INAC is responsible for negotiating treaties on behalf of Canada.

**Indian Act**

Federal legislation designed to give effect to the legislative authority of Canada for “Indians, and Lands reserved for the Indians”, pursuant to Section 91(24) of the *Constitution Act, 1867*. It sets out certain Federal government obligations and regulates the management of Indian Reserve lands, Indian moneys and other resources. Among its many provisions, the *Indian Act* currently requires the Minister of Indian and Northern Affairs Canada to manage certain moneys belonging to First Nations and Indian lands and to approve or disallow First Nations by-laws. In 2001, the national initiative *Communities First: First Nations Governance* was launched to consult with First Nations peoples on the issues of governance under the *Indian Act*. The process will likely take two to three years before any new law is put in place.

**Indian Reserve**

Indian Reserve is defined in Section 2 of the *Indian Act* as a tract of land that has been set apart by the Federal government for the use and benefit of an Indian band. The legal title to Indian Reserve land is vested in the Federal government. See also Section 91(24).

**Indian status**

An individual’s legal status as an Indian, as defined by the *Indian Act*.

**Inuit**

Inuit are the Aboriginal people of Arctic Canada who live primarily in Nunavut, the Northwest Territories and northern parts of Labrador and Quebec. They have traditionally lived above the treeline in the area bordered by the Mackenzie Delta in the west, the Labrador coast in the east, the southern point of Hudson Bay in the south, and the High Arctic islands in the north. Inuit are not covered by the *Indian Act*. However, in 1939, the Supreme Court interpreted the Federal government’s power to make laws affecting “Indians, and Lands reserved for the Indians” as extending to Inuit.

The word “Inuit” means “the people” in Inuktitut, the Inuit language, and is the term by which Inuit refer to themselves. Avoid using the term “Inuit people” as the use of “people” is redundant. The term “Eskimo”, applied to Inuit by European explorers, is no longer used in Canada.

**Land claims**

In 1973, the Federal government recognized two broad classes of claims — comprehensive and specific. *Comprehensive claims* are based on the assessment that there may be continuing Aboriginal rights to lands and natural resources. These kinds of claims come up in those parts of Canada where Aboriginal title has not previously been dealt with by treaty and other legal means. The claims are called “comprehensive” because of their wide scope. They include such things as land title, fishing and trapping rights and financial compensation. *Specific claims* deal with specific grievances that First Nations may have regarding the fulfillment of treaties. Specific claims also cover grievances relating to the administration of First Nations lands and assets under the *Indian Act*.

**Locatees**

This term refers to First Nation members who have a Certificate of Possession. Locatees may request that the Minister of Indian and Northern Affairs Canada, under section 58(3) of the *Indian Act*, grant a lease for their benefit without the land being surrendered or designated.

**Métis**

The word “Métis” is French for “mixed blood.” The Canadian Constitution recognizes Métis people as one of the three Aboriginal peoples. Historically, the term “Métis” applied to the children of French fur traders and Cree women in the Prairies and of English and Scottish traders and Dene women in the North. Today, the term is used broadly to describe people with mixed First Nations and European ancestry who *identify* themselves as Métis, distinct from Indian people, Inuit, or non-Aboriginal people. (Many Canadians have mixed Aboriginal and non-Aboriginal ancestry, but not all identify themselves as Métis.) Note that Métis organizations in Canada have differing criteria about who qualifies as a Métis person.

**Native**

“Native” is a word similar in meaning to “Aboriginal”. “Native peoples” is a collective term to describe the descendants of the original peoples of North America. The term is increasingly seen as outdated (particularly when used as a noun) and is starting to lose currency.

**non-Aboriginal people** (*not* peoples)

Refers to anyone who does not identify himself or herself as an Aboriginal person. The prefix “non-” is expressed in lowercase.

**Non-Status Indians**

Non-Status Indians are people who consider themselves Indians or members of a First Nation but whom the Government of Canada does not recognize as Indians under the *Indian Act*, either because they are unable to prove their status or have lost their status rights. Many Indian people in Canada, especially women, lost their Indian status through discriminatory practices in the past. Non-Status Indians are not entitled to the same rights and benefits available to Status Indians.

**Off-reserve**

The term “off-reserve” denotes Registered Indians who are band members or who are descendants of band members residing neither on reserve nor on Crown land.

**On-reserve**

The term “on-reserve” denotes Registered Indians who are band members or who are descendants of band members residing either on reserve or on Crown land.

**Overlaps**

Areas of land identified by more than one First Nation as part of their traditional territory. First Nations prefer the term “*shared territories*” (with other First Nations) instead of the term “overlaps.”

### **Potlatch**

A potlatch is a traditional ceremony of witness events of social significance, such as marriages, the formal assumption of the role of chief, and the attainment of transfer of rights and responsibilities. An important aspect of potlatches is the distribution of gifts to guests. Acceptance of gifts legitimizes the event. The Canadian government outlawed the potlatch practice in 1884. Potlatches, nevertheless, continued, although covertly, until the ban was lifted in 1951.

### **Pow-Wow**

A “pow-wow” (pronounced “pau-wau”) refers to Aboriginal people getting together to join in singing, dancing, visiting, renewing old friendships and making new ones. Its original meaning was that of “medicine men and spiritual leaders in a curing ceremony.” Some Aboriginal people believe that this “ceremony” is an ideal time to renew thoughts of the old ways and to preserve a rich heritage.

### **Registered Indian**

A person who is defined as an Indian under the *Indian Act*, and who is registered under the Act.

### **Reserve**

A reserve is a tract of land, the legal title to which is held by the Crown, set apart by the Crown for the use and benefit of an Indian band. Some bands have more than one reserve. Many First Nations now prefer the term “First Nation community” instead of “reserve.”

### ***Royal Proclamation of 1763***

Proclaimed in 1763 by King George III to maintain peace and provide a sense of order between British subjects and First Nations. The proclamation essentially asserted that First Nations had rights and established a system of extinguishing those rights through treaties.

### **Rural**

According to Statistics Canada, the Census “rural” population refers to the population outside centers with a population of 1,000 or more.

### **Salishan**

This term refers to the language grouping of the Coast Salish people. The Salishan language is spoken in the northwestern United States and south west coast of British Columbia.

### **Section 35**

Section 35 refers to the specific section of the *Constitution Act, 1982* which states that Aboriginal rights and treaty rights are recognized and affirmed.

### **Self-government**

Self-government is the internal regulation of a First Nation by its own people.

---

### **Six-stage treaty process**

The process established by the BC Treaty Commission (BCTC) for all treaty negotiations in the province of British Columbia. The six stages are: (1) the First Nation sends a statement of intent to the British Columbia Treaty Commission; (2) the readiness of all parties is established; (3) the parties negotiate a framework agreement; (4) the parties negotiate an agreement in principle; (5) the parties negotiate a final agreement; and (6) the provisions of the treaty are implemented.

### **Statement of Intent**

The Statement of Intent refers to a document submitted by a First Nation to the BC Treaty Commission indicating its intention to negotiate a treaty.

### **Status Indians**

Status Indians are people who are entitled to have their names included on the Indian Register, an official list maintained by the Federal government. Certain criteria determine who can be registered as a Status Indian. Only Status Indians are recognized as Indians under the *Indian Act*, which defines an Indian as “a person who, pursuant to this Act, is registered as an Indian or is entitled to be registered as an Indian.” Status Indians are entitled to certain rights and benefits under the law.

### **Treaty**

The term “treaty” refers to an agreement between a government and a First Nation that defines the rights of Aboriginal peoples with respect to lands and resources over a specified area, and may also define the self-government authority of a First Nation. Treaties are final agreements which have been ratified by all parties.

### **Treaty 8**

Treaty entered into by Canada and five bands from the Peace River area in 1889, with subsequent adhesions up to 1914. The treaty covers large portions of northeast British Columbia and northern Alberta.

### **Treaty First Nation**

A Treaty First Nation is a First Nation which has signed a treaty. In British Columbia, this refers only to First Nations included in Treaty 8 and the Douglas treaties.

### **Treaty Settlement Land (TSL)**

Area of land that will be owned and managed by a First Nation pursuant to a treaty. The precise legal status of TSL and the extent of First Nation jurisdiction on it remain to be determined. Some areas within TSL will be held in private ownership, or otherwise designated for uses incompatible with public access. Other areas will accommodate public access as provided for in treaties. The underlying title to TSL will rest with the Provincial Crown.

### **Tribal Council**

A self-identified entity which represents Aboriginal people or a group of bands. A tribal council is a group made up of several bands and represents the interests of those bands and may administer funds or deliver common services to those bands. Membership in a tribal council tends to be organized around geographic, political, or cultural and linguistic lines.

---

**Attachment 2: Pronunciation Guide of Selected First Nation Names**

| <b>First Nation</b>                      | <b>Pronunciation</b> |
|------------------------------------------|----------------------|
| Katzie                                   | Kate-zee             |
| Kwantlen                                 | Kwant-len            |
| Kwikwetlem (formerly Kwayhquitlum)       | Kwik-wet-lem         |
| Matsqui                                  | Mats-kwee            |
| Qayqayt (or New Westminster Indian Band) | Kee-kite             |
| Qw'ontl'en (or Kwantlen First Nation)    | Kwont-len            |
| Sechelt                                  | Sea-shelt            |
| Semiahmoo                                | Seh-mee-ah-moo       |
| Snuneymuxw (or Nanaimo First Nation)     | Snoo-neigh-muk       |
| Squamish                                 | Skwa-mish            |
| Sto:lo                                   | Staw-low             |
| Tsawwassen                               | Tah-wass-en          |
| Tsleil-Waututh (or Burrard Band)         | T-slay-wah-tooth     |
| T'Sou-ke                                 | Sook                 |
| X'muzk'I'um (or Musqueam Indian Band)    | Mus-kwee-um          |

---

### **Attachment 3: A Chronology of the Origins of Indian Reserves in BC, 1763-1938**

- 1763** King George III of Britain issued the *Royal Proclamation of 1763* which acknowledged Aboriginal peoples as nations and that they possessed the land until it was released by them and bought by the Crown. It was the first document to recognize Aboriginal title.
- 1780s to 1820s** The Hudson's Bay Company (HBC) began trading with Aboriginal peoples on the coast.
- 1850 to 1854** James Douglas was directed by Britain to purchase lands from the Aboriginal people, in order to extinguish their title to the land. He bought land from 14 First Nations on Vancouver Island, establishing a small reserve for each nation, and made payment in blankets. These are now known as the "Douglas Treaties."
- 1861** Douglas directed the Chief Commissioner of Lands and Works for the Mainland to determine the extent of Indian Reserves, letting the Indian population point special places (e.g. burial grounds, fishing stations, gardens, etc.) out to him so they would be reserved.
- 1864** James Douglas retired and A.E. Kennedy became the new Governor. James Trutch was named Chief Commissioner of Lands. Indian policy began to change drastically from Douglas' practice. The new administration viewed First Nations as an impediment to colonization and growth. Trutch was of the opinion that Indians had no right to the land, and no Aboriginal title, contrary to the Home Office in Britain. The new administration declared no more than 10 acres (or 4 hectares) per family allotted on Indian Reserves.
- 1865** A land ordinance was issued at Trutch's urging that increased the amount of land a settler could have. While Indian families were allotted only ten acres (or 4 hectares), Europeans were allowed 160 acres (or 64.7 hectares) as a pre-emption, and could have up to an additional 480 acres (or 194 hectares).
- 1865+** Trutch, under pressure from settlers demanding more land, began reducing the size of existing reserves. The land was then made available to settlers.
- 1867** Nova Scotia, New Brunswick, Quebec and Ontario joined to become one country, Canada. Under the new *Constitution Act, 1867*, Section 91 (24), the Federal government accepted responsibility for Indians and the lands reserved for them.

- 
- 1871** British Columbia became a province by joining Canada. Under the Terms of the Union between BC and Canada, the Federal government was authorized with responsibility for Indians and lands reserved for Indians. Joseph Trutch was named the Lieutenant-Governor of British Columbia. After joining Confederation, the Federal and BC Provincial governments were in continuous opposition to each other over the Indian land question. The Federal government wanted reserves to be allotted at 80 acres (or 32.3 hectares) per family, while the Provincial government insisted on only 10 acres (or 4 hectares) per family. The two governments finally agreed on 20 acres (or 8 hectares) per family, but when the province refused to increase the size of the reserves already laid out and that the increase in acreage would only apply to reserves created in the future, the agreement fell apart.
- 1876** The first *Indian Act* was created. Three commissioners were appointed to settle the “Indian land question” in BC. The Joint Reserve Commission consisted of a Dominion commissioner, Anderson, representing BC, McKinlay, and Sproat, jointly appointed by both governments. The governments realized that under the *Indian Act*, surrenders would have to be obtained from the Indians in order to reduce their reserves. A Royal Proclamation was issued which exempted all reserves and Indian lands in British Columbia from sections 25, 26, 27, and 28 of the *Indian Act*. These were the sections which required surrenders by the band members before lands could be taken out of reserves.
- 1884** The *Indian Act* was changed to make cultural and religious ceremonies illegal, including the potlatch, which was the main political, social and economic activity of the peoples of the coast. Trutch and O’Reilly reduced reserves “in the public interest”, taking quality agricultural lands out of reserves.
- 1916** A Royal Commission (McKenna-McBride) was appointed in 1913 to adjust the Indian Reserves. The report recommended decreasing the reserves again. The Allied Tribes of British Columbia, representing most of the BC First Nations, was formed to continue to demand justice for the natives’ land claims.
- 1920** The *British Columbia Indian Lands Settlement Act*, Bill 13, was passed by the Federal government, thus implementing the recommendations of the McKenna-McBride Commission.
- 1924** The Federal and Provincial governments accepted the McKenna-McBride report. The Indians in BC refused to accept the report.

- 1927** The Allied Indian Tribes of BC's claim to Aboriginal title in BC was rejected by a special joint committee of the Senate and the House of Commons. The *Indian Act* was revised making it illegal for Indians to raise money, retain lawyers, or receive any help to pursue land claims.
- 1938** British Columbia passed *Order-in-Council 1036*, which conveyed Indian reserves in title to the Federal government, even though under the Terms of Union, the Federal government was already given authority over Indian lands. The Provincial government retained the right to resume up to one-twentieth of the whole of a reserve for roads and other public works. Existing roads, trails, streets and highways through the reserves were retained by the Provincial government, and not part of the conveyance to the Dominion.

### Attachment 4: Indian Reserve Population in Greater Vancouver, 1921-2001

| Census Years                       | 1921      | 1931      | 1941       | 1951       | 1956         | 1961         | 1966         | 1971         | 1976         | 1981         | 1986         | 1991         | 1996         | 2001         |
|------------------------------------|-----------|-----------|------------|------------|--------------|--------------|--------------|--------------|--------------|--------------|--------------|--------------|--------------|--------------|
| <b>North East Sector Totals</b>    | -         | -         | 10         | 18         | 21           | 25           | 28           | 38           | 38           | 26           | 23           | 45           | 37           | 66           |
| Barnston Island I.R. 3             | -         | -         | -          | -          | -            | -            | -            | 13           | 25           | 23           | 23           | 31           | 37           | 46           |
| Coquitlam I.R. 1                   | -         | -         | -          | -          | -            | -            | -            | 6            | 8            | -            | -            | 10           | -            | 15           |
| Coquitlam I.R. 2                   | -         | -         | -          | -          | -            | -            | -            | 19           | 5            | 3            | -            | 4            | -            | 5            |
| Pitt Lake I.R. 4                   | -         | -         | -          | -          | -            | -            | -            | -            | -            | -            | -            | -            | -            | -            |
| Indian Reserves                    | -         | -         | 10         | 18         | 21           | 25           | 28           | -            | -            | -            | -            | -            | -            | -            |
| <b>Vancouver-UEL Totals</b>        | -         | -         | 102        | 188        | 225          | 264          | 303          | 407          | 709          | 1,268        | 1,238        | 1,370        | 1,392        | 1,305        |
| Musqueam I.R. 2                    | -         | -         | -          | -          | -            | -            | -            | 407          | 709          | 1,268        | 1,238        | 1,370        | 1,392        | 1,305        |
| Indian Reserves                    | -         | -         | 102        | 188        | 225          | 264          | 303          | -            | -            | -            | -            | -            | -            | -            |
| <b>Ridge-Meadows Totals</b>        | -         | -         | 20         | 73         | 83           | 108          | 90           | 91           | 111          | 107          | 93           | 189          | 187          | 229          |
| Graveyard I.R. 5                   | -         | -         | -          | -          | -            | -            | -            | -            | -            | -            | -            | -            | -            | -            |
| Katzie I.R. 1                      | -         | -         | -          | -          | -            | -            | -            | 72           | 87           | 101          | 81           | 177          | 176          | 224          |
| Langley I.R. 5                     | -         | -         | -          | -          | -            | -            | -            | 11           | 5            | 3            | 3            | 8            | 3            | -            |
| Whonnock I.R. 1                    | -         | -         | -          | -          | -            | -            | -            | 8            | 19           | 3            | 9            | 4            | 8            | 5            |
| Indian Reserves                    | -         | -         | 20         | 73         | 83           | 108          | 90           | -            | -            | -            | -            | -            | -            | -            |
| <b>North Shore Totals</b>          | -         | -         | 289        | 537        | 638          | 751          | 861          | 967          | 683          | 2,052        | 2,089        | 2,414        | 2,957        | 3,826        |
| Mission I.R. 1                     | -         | -         | -          | -          | -            | -            | -            | 471          | 309          | 320          | 261          | 283          | 321          | 339          |
| Burrard Inlet I.R. 3               | -         | -         | -          | -          | -            | -            | -            | 152          | 129          | 130          | 97           | 186          | 462          | 1,203        |
| Capilano I.R. 5                    | -         | -         | -          | -          | -            | -            | -            | 344          | 245          | 1,602        | 1,731        | 1,880        | 2,141        | 2,230        |
| Inlailawatash I.R. 4               | -         | -         | -          | -          | -            | -            | -            | -            | -            | -            | -            | -            | -            | -            |
| Inlailawatash I.R. 4A              | -         | -         | -          | -          | -            | -            | -            | -            | -            | -            | -            | -            | -            | -            |
| Seymour Creek I.R. 2               | -         | -         | -          | -          | -            | -            | -            | -            | -            | -            | -            | 65           | 33           | 54           |
| Indian Reserves                    | -         | -         | 289        | 537        | 638          | 751          | 861          | -            | -            | -            | -            | -            | -            | -            |
| <b>Inner Municipalities Totals</b> | -         | -         | -          | -          | -            | -            | -            | -            | -            | -            | -            | -            | -            | -            |
| Sea Island I.R. 3                  | -         | -         | -          | -          | -            | -            | -            | -            | -            | -            | -            | -            | -            | -            |
| <b>South of Fraser Totals</b>      | 26        | 26        | 78         | 124        | 145          | 174          | 173          | 247          | 275          | 348          | 881          | 1,204        | 1,253        | 1,117        |
| Tsawwassen I.R. 0                  | -         | -         | -          | -          | -            | -            | -            | 81           | 50           | 79           | 173          | 450          | 512          | 474          |
| Musqueam I.R. 4                    | -         | -         | -          | -          | -            | -            | -            | -            | -            | -            | 6            | 6            | 7            | 5            |
| Semiahmoo I.R.                     | -         | -         | -          | -          | -            | -            | -            | 106          | 163          | 192          | 236          | 218          | 200          | 131          |
| Matsqui I.R. 4                     | -         | -         | -          | -          | -            | -            | -            | -            | -            | 14           | 422          | 454          | 443          | 417          |
| McMillan Island I.R. 6             | -         | -         | -          | -          | -            | -            | -            | 39           | 39           | 46           | 30           | 57           | 62           | 59           |
| Katzie I.R. 2                      | -         | -         | -          | -          | -            | -            | -            | 21           | 23           | 17           | 14           | 19           | 29           | 31           |
| Indian Reserves                    | 26        | 26        | 78         | 124        | 145          | 174          | 173          | -            | -            | -            | -            | -            | -            | -            |
| <b>Indian Reserve Population</b>   | <b>26</b> | <b>26</b> | <b>499</b> | <b>940</b> | <b>1,112</b> | <b>1,322</b> | <b>1,455</b> | <b>1,750</b> | <b>1,816</b> | <b>3,801</b> | <b>4,324</b> | <b>5,222</b> | <b>5,826</b> | <b>6,543</b> |

Note: Prior to 1996, the Aboriginal population figures were based on a Census question related to ethnicity. Beginning in 1996, the Census question now relates to Aboriginal identity.

## Attachment 5: A Demographic Profile of Indian Reserves in Greater Vancouver

**Indian Reserve:** Barnston Island I.R. No. 3  
**First Nation:** Katzie First Nation

Page: 1 of 2

| SUMMARY STATISTICS                             |         |           | AGE AND GENDER                                                           |         |           | MARITAL STATUS                                                            |         |           |
|------------------------------------------------|---------|-----------|--------------------------------------------------------------------------|---------|-----------|---------------------------------------------------------------------------|---------|-----------|
|                                                | Reserve | Region    |                                                                          | Reserve | Region    |                                                                           | Reserve | Region    |
| <b>2001 Population</b>                         | 46      | 1,986,965 | <b>2001 Population</b>                                                   | 45      | 1,986,965 | <b>Population 15+ years</b>                                               | 30      | 1,641,570 |
| Share of Region                                | 0%      | 100%      | Male                                                                     | 55.5%   | 49.0%     | Single, never married                                                     | 15      | 556,185   |
| Urban Population                               | 0%      | 97.3%     | Female                                                                   | 44.5%   | 51.0%     | Legally married                                                           | 10      | 822,395   |
| Rural Population                               | 100%    | 2.7%      | <b>% Population by Age</b>                                               |         |           | Separated                                                                 | 0       | 50,115    |
| Aboriginal People                              | 100%    | 1.9%      | 0-14 years of age                                                        | 33.3%   | 17.4%     | Divorced                                                                  | 5       | 119,970   |
| Non-Aboriginal People                          | 0%      | 98.1%     | 15-64 years of age                                                       | 66.7%   | 70.4%     | Widowed                                                                   | 0       | 92,905    |
| <b>1996 Population</b>                         | 37      | 1,831,665 | 65+ years of age                                                         | 0%      | 12.2%     | <b>Common-law Status</b>                                                  | 25      | 1,540,485 |
| Change 1996-2001                               | 9       | 155,300   | <b>Median Age (years)</b>                                                |         |           | Not in a common-law relationship                                          |         |           |
| % Change 1996-2001                             | 24.3%   | 8.5%      | Male (years)                                                             | 16.0    | 36.7      | In a common-law relationship                                              | 10      | 101,080   |
| <b>Land Area (sq. km.)</b>                     | 0.43    | 2,878.52  | Female (years)                                                           | 31.5    | 38.1      |                                                                           |         |           |
| <b>Private Dwellings</b>                       | 15      | 786,277   | <b>% Population 15+</b>                                                  |         |           |                                                                           |         |           |
| <b>Density</b>                                 |         |           | Male                                                                     | 60.0%   | 81.8%     |                                                                           |         |           |
| People per Dwelling                            | 3.07    | 2.53      | Female                                                                   | 75.0%   | 83.4%     |                                                                           |         |           |
| People per sq.km.                              | 106.7   | 690.3     | <b>Dependency Ratio</b>                                                  | 50.0%   | 42.0%     |                                                                           |         |           |
| FAMILY CHARACTERISTICS                         |         |           | SELECTED HOUSEHOLD CHARACTERISTICS                                       |         |           | OCCUPIED PRIVATE DWELLINGS                                                |         |           |
|                                                | Reserve | Region    |                                                                          | Reserve | Region    |                                                                           | Reserve | Region    |
| <b>Total Families</b>                          | 10      | 535,260   | Households with a couple (married or common-law) <b>with children</b>    | 0       | 219,345   | <b>Total Dwellings</b>                                                    | 15      | 1,534,335 |
| Married-couples                                | 0       | 401,385   | Households with a couple (married or common-law) <b>without children</b> | 0       | 192,285   | <b>Owned Dwellings</b>                                                    | 10      | 1,017,490 |
| Avg. No. of People                             | 0.0     | 3.2       | <b>One-person households</b>                                             | 0       | 212,055   | % Owned                                                                   | 66.7%   | 66.3%     |
| Common-law couples                             | 0       | 52,010    | <b>Other household types</b>                                             | 10      | 135,025   | <b>Rented Dwellings</b>                                                   | 0       | 512,365   |
| Avg. No. of People                             | 0.0     | 2.5       |                                                                          |         |           | % Rented                                                                  | 0%      | 33.4%     |
| Lone parents                                   | 0       | 81,865    |                                                                          |         |           | <b>Construction</b>                                                       |         |           |
| Avg. No. of People                             | 0.0     | 2.5       |                                                                          |         |           | Dwellings built before 1991                                               | 15      | 1,195,570 |
| Female lone parents                            | 0       | 67,050    |                                                                          |         |           | Dwellings constructed between 1991-2001                                   | 0       | 338,765   |
| Avg. No. of People                             | 0.0     | 2.5       |                                                                          |         |           |                                                                           |         |           |
| Male lone parents                              | 0       | 14,810    |                                                                          |         |           |                                                                           |         |           |
| Avg. No. of People                             | 0.0     | 2.4       |                                                                          |         |           |                                                                           |         |           |
| LANGUAGE(S) FIRST LEARNED AND STILL UNDERSTOOD |         |           | MOBILITY STATUS: PLACE OF RESIDENCE 1 YEAR AGO                           |         |           | MOBILITY STATUS: PLACE OF RESIDENCE 5 YEARS AGO                           |         |           |
|                                                | Reserve | Region    |                                                                          | Reserve | Region    |                                                                           | Reserve | Region    |
| <b>Total – All Persons</b>                     | 45      | 1,967,480 | <b>Total Population 1 year and over</b>                                  | 45      | 1,946,960 | <b>Total Population 5 years and over</b>                                  | 40      | 1,861,975 |
| English Only                                   | 50      | 1,184,500 | Lived at the same address 1 year ago                                     | 45      | 1,628,945 | Lived at the same address 5 years ago                                     | 40      | 970,840   |
| French Only                                    | 0       | 24,745    | Lived within the same province/territory 1 year ago, but changed address | 0       | 253,135   | Lived within the same province/territory 5 years ago, but changed address | 0       | 656,235   |
| Both (English and French)                      | 0       | 3,425     | Lived in a different province/territory or country 1 year ago            | 0       | 64,880    | Lived in a different province/territory or country 5 years ago            | 0       | 234,905   |
| Other languages                                | 0       | 754,805   |                                                                          |         |           |                                                                           |         |           |

**Indian Reserve:** Barnston Island I.R. No. 3  
**First Nation:** Katzie First Nation

Page: 2 of 2

| IMMIGRATION CHARACTERISTICS                                 |         |           | VISIBLE MINORITY STATUS                       |         |           | SCHOOL ATTENDANCE                                                                                      |         |           |
|-------------------------------------------------------------|---------|-----------|-----------------------------------------------|---------|-----------|--------------------------------------------------------------------------------------------------------|---------|-----------|
|                                                             | Reserve | Region    |                                               | Reserve | Region    |                                                                                                        | Reserve | Region    |
| <b>Total Population</b>                                     | 0       | 1,967,475 | <b>Total Population</b>                       | 45      | 1,967,475 | <b>Population 15+ years attending school full time</b>                                                 | 0       | 196,670   |
| <b>Immigrants</b>                                           | 0       | 738,550   | <b>Visible Minorities</b>                     | 0       | 725,655   | <b>Population 15+ years attending school part time</b>                                                 | 10      | 114,860   |
| % of total population                                       | 0%      | 37.5%     | Chinese                                       | 0       | 342,665   | Ages 15-19                                                                                             | 0       | 94,830    |
| Non-immigrant population                                    | 0       | 1,199,760 | South Asian                                   | 0       | 164,360   | Ages 20-24                                                                                             | 0       | 56,785    |
| Non-permanent residents                                     | 0       | 29,165    | Black                                         | 0       | 18,405    |                                                                                                        |         |           |
|                                                             |         |           | Filipino                                      | 0       | 57,030    |                                                                                                        |         |           |
|                                                             |         |           | Latin American                                | 0       | 18,710    |                                                                                                        |         |           |
|                                                             |         |           | Southeast Asian                               | 0       | 28,460    |                                                                                                        |         |           |
|                                                             |         |           | Arab                                          | 0       | 5,910     |                                                                                                        |         |           |
|                                                             |         |           | West Asian                                    | 0       | 21,430    |                                                                                                        |         |           |
|                                                             |         |           | Korean                                        | 0       | 28,845    |                                                                                                        |         |           |
|                                                             |         |           | Japanese                                      | 0       | 24,025    |                                                                                                        |         |           |
|                                                             |         |           | Others                                        | 0       | 3,320     |                                                                                                        |         |           |
|                                                             |         |           | Multiple Responses                            | 0       | 12,495    |                                                                                                        |         |           |
|                                                             |         |           | <b>All others</b>                             | 45      | 1,241,815 |                                                                                                        |         |           |
| HIGHEST LEVEL OF SCHOOLING                                  |         |           | LABOUR FORCE AND INDUSTRY                     |         |           | OCCUPATIONS BY LABOUR FORCE                                                                            |         |           |
|                                                             | Reserve | Region    |                                               | Reserve | Region    |                                                                                                        | Reserve | Region    |
| <b>People aged 20-34</b>                                    | 10      | 431,705   | <b>Labour Force</b>                           |         |           | <b>Labour Force</b>                                                                                    | 20      | 1,049,910 |
| Without high school diploma                                 | 0%      | 11.6%     | Participation Rate                            | 66.7%   | 66.2%     | Management occupations                                                                                 | 0       | 124,960   |
| With high school diploma                                    | 0%      | 32.4%     | Employment Rate                               | 50.0%   | 61.4%     | Business, finance & administration                                                                     | 0       | 207,890   |
| With trades certificate                                     | 0%      | 8.8%      | Unemployment Rate                             | 0.0%    | 7.2%      | Natural & applied sciences                                                                             | 0       | 75,150    |
| With college certificate                                    | 0%      | 17.8%     | <b>Industry</b>                               |         |           | Health occupations                                                                                     | 0       | 54,890    |
| With university degree                                      | 0%      | 29.5%     | Experienced labour force                      | 20      | 1,049,905 | Social science, education, government service & religion                                               | 10      | 85,980    |
| <b>People aged 35-44</b>                                    | 0       | 347,240   | Agriculture                                   | 0       | 21,725    | Art, culture, recreation & sport                                                                       | 0       | 42,595    |
| Without high school diploma                                 | 100%    | 15.3%     | Manufacturing and Construction                | 10      | 152,855   | Sales and service                                                                                      | 10      | 263,765   |
| With high school diploma                                    | 0%      | 23.7%     | Wholesale and retail                          | 0       | 172,545   | Trades, transport & equipment operators                                                                | 10      | 130,110   |
| Trades certificate                                          | 0%      | 11.6%     | Finance & Real Estate                         | 0       | 78,845    | Occupations unique to primary industry                                                                 | 0       | 18,350    |
| College certificate                                         | 0%      | 19.7%     | Health & Education                            | 0       | 173,830   | Occupations unique to processing, manufacturing & utilities                                            | 0       | 46,210    |
| University degree                                           | 0%      | 29.7%     | Business services                             | 0       | 248,265   |                                                                                                        |         |           |
| <b>People aged 45-64</b>                                    | 10      | 483,045   | Other services                                | 0       | 201,850   |                                                                                                        |         |           |
| Without high school diploma                                 | 0%      | 21.4%     |                                               |         |           |                                                                                                        |         |           |
| With high school diploma                                    | 0%      | 23.0%     |                                               |         |           |                                                                                                        |         |           |
| Trades certificate                                          | 0%      | 11.7%     |                                               |         |           |                                                                                                        |         |           |
| College certificate                                         | 0%      | 17.0%     |                                               |         |           |                                                                                                        |         |           |
| University degree                                           | 0%      | 27.0%     |                                               |         |           |                                                                                                        |         |           |
| EARNINGS                                                    |         |           | PLACE OF WORK STATUS & MODE OF TRANSPORTATION |         |           | GVRD INTERESTS ON THIS RESERVE                                                                         |         |           |
|                                                             | Reserve | Region    |                                               | Reserve | Region    | None.                                                                                                  |         |           |
| <b>Earnings (persons)</b>                                   | 0       | 1,108,045 | <b>Place of Work</b>                          |         |           | This reserve is located within GVRD Electoral Area A.                                                  |         |           |
| <b>Average earnings (\$)</b>                                | 0       | \$34,007  | Labour Force Worked                           | 15      | 995,320   | Water is supplied to Barnston Island Indian Reserve through arrangements made with the City of Surrey. |         |           |
| <b>Worked full year, full time (counts)</b>                 | 0       | 555,045   | At Home                                       | 0       | 80,280    |                                                                                                        |         |           |
| <b>Average earnings (worked full year, full time in \$)</b> | 0       | \$46,786  | Outside Canada                                | 0       | 9,045     |                                                                                                        |         |           |
|                                                             |         |           | No fixed place                                | 0       | 102,595   |                                                                                                        |         |           |
|                                                             |         |           | At usual place                                | 10      | 803,400   |                                                                                                        |         |           |
|                                                             |         |           | <b>Total – All modes</b>                      | 15      | 905,995   |                                                                                                        |         |           |
|                                                             |         |           | Car, truck, van                               |         |           |                                                                                                        |         |           |
|                                                             |         |           | As driver                                     | 10      | 654,055   |                                                                                                        |         |           |
|                                                             |         |           | As passenger                                  | 0       | 63,645    |                                                                                                        |         |           |
|                                                             |         |           | Public transit                                | 0       | 104,015   |                                                                                                        |         |           |
|                                                             |         |           | Walked or bicycled                            | 0       | 75,555    |                                                                                                        |         |           |
|                                                             |         |           | Other method                                  | 10      | 8,725     |                                                                                                        |         |           |

**Indian Reserve:** Burrard Inlet I.R. No. 3  
**First Nation:** Tsleil-Waututh Nation

Page: 1 of 2

| SUMMARY STATISTICS                             |         |           | AGE AND GENDER                                                           |         |           | MARITAL STATUS                                                            |         |           |
|------------------------------------------------|---------|-----------|--------------------------------------------------------------------------|---------|-----------|---------------------------------------------------------------------------|---------|-----------|
|                                                | Reserve | Region    |                                                                          | Reserve | Region    |                                                                           | Reserve | Region    |
| <b>2001 Population</b>                         | 1,203   | 1,986,965 | <b>2001 Population</b>                                                   | 1,205   | 1,986,965 | <b>Population 15+ years</b>                                               | 990     | 1,641,570 |
| Share of Region                                | 0.06%   | 100%      | Male                                                                     | 47.3%   | 49.0%     | Single, never married                                                     | 335     | 556,185   |
| Urban Population                               | 100%    | 97.3%     | Female                                                                   | 52.7%   | 51.0%     | Legally married                                                           | 460     | 822,395   |
| Rural Population                               | 0%      | 2.7%      | <b>% Population by Age</b>                                               |         |           | Separated                                                                 | 35      | 50,115    |
| Aboriginal People                              | 20.2%   | 1.9%      | 0-14 years of age                                                        | 17.4%   | 17.4%     | Divorced                                                                  | 135     | 119,970   |
| Non-Aboriginal People                          | 79.8%   | 98.1%     | 15-64 years of age                                                       | 78.0%   | 70.4%     | Widowed                                                                   | 25      | 92,905    |
| <b>1996 Population</b>                         | 462     | 1,831,665 | 65+ years of age                                                         | 4.6%    | 12.2%     | <b>Common-law Status</b>                                                  | 840     | 1,540,485 |
| Change 1996-2001                               | 741     | 155,300   | <b>Median Age (years)</b>                                                | 34.3    | 37.4      | Not in a common-law relationship                                          |         |           |
| % Change 1996-2001                             | 160.4%  | 8.5%      | Male (years)                                                             | 34.0    | 36.7      | In a common-law relationship                                              | 155     | 101,080   |
| <b>Land Area (sq. km.)</b>                     | 1.09    | 2,878.52  | Female (years)                                                           | 34.5    | 38.1      |                                                                           |         |           |
| <b>Private Dwellings</b>                       | 578     | 786,277   | <b>% Population 15+</b>                                                  | 82.5%   | 82.6%     |                                                                           |         |           |
| <b>Density</b>                                 |         |           | Male                                                                     | 81.4%   | 81.8%     |                                                                           |         |           |
| People per Dwelling                            | 2.08    | 2.53      | Female                                                                   | 83.5%   | 83.4%     |                                                                           |         |           |
| People per sq.km.                              | 1,106.4 | 690.3     | <b>Dependency Ratio</b>                                                  | 28.2%   | 42.0%     |                                                                           |         |           |
| FAMILY CHARACTERISTICS                         |         |           | SELECTED HOUSEHOLD CHARACTERISTICS                                       |         |           | OCCUPIED PRIVATE DWELLINGS                                                |         |           |
|                                                | Reserve | Region    |                                                                          | Reserve | Region    |                                                                           | Reserve | Region    |
| <b>Total Families</b>                          | 360     | 535,260   | Households with a couple (married or common-law) <b>with children</b>    | 135     | 219,345   | <b>Total Dwellings</b>                                                    | 545     | 1,534,335 |
| Married-couples                                | 230     | 401,385   | Households with a couple (married or common-law) <b>without children</b> | 145     | 192,285   | <b>Owned Dwellings</b>                                                    | 440     | 1,017,490 |
| Avg. No. of People                             | 2.8     | 3.2       | <b>One-person households</b>                                             | 175     | 212,055   | % Owned                                                                   | 80.7%   | 66.3%     |
| Common-law couples                             | 65      | 52,010    | <b>Other household types</b>                                             | 90      | 135,025   | <b>Rented Dwellings</b>                                                   | 100     | 512,365   |
| Avg. No. of People                             | 2.9     | 2.5       |                                                                          |         |           | % Rented                                                                  | 18.3%   | 33.4%     |
| Lone parents                                   | 75      | 81,865    |                                                                          |         |           | <b>Construction</b>                                                       |         |           |
| Avg. No. of People                             | 2.3     | 2.5       |                                                                          |         |           | Dwellings built before 1991                                               | 60      | 1,195,570 |
| Female lone parents                            | 50      | 67,050    |                                                                          |         |           | Dwellings constructed between 1991-2001                                   | 490     | 338,765   |
| Avg. No. of People                             | 2.3     | 2.5       |                                                                          |         |           |                                                                           |         |           |
| Male lone parents                              | 25      | 14,810    |                                                                          |         |           |                                                                           |         |           |
| Avg. No. of People                             | 1.8     | 2.4       |                                                                          |         |           |                                                                           |         |           |
| LANGUAGE(S) FIRST LEARNED AND STILL UNDERSTOOD |         |           | MOBILITY STATUS: PLACE OF RESIDENCE 1 YEAR AGO                           |         |           | MOBILITY STATUS: PLACE OF RESIDENCE 5 YEARS AGO                           |         |           |
|                                                | Reserve | Region    |                                                                          | Reserve | Region    |                                                                           | Reserve | Region    |
| <b>Total – All Persons</b>                     | 1,200   | 1,967,480 | <b>Total Population 1 year and over</b>                                  | 1,195   | 1,946,960 | <b>Total Population 5 years and over</b>                                  | 1,100   | 1,861,975 |
| English Only                                   | 980     | 1,184,500 | Lived at the same address 1 year ago                                     | 1,005   | 1,628,945 | Lived at the same address 5 years ago                                     | 230     | 970,840   |
| French Only                                    | 10      | 24,745    | Lived within the same province/territory 1 year ago, but changed address | 155     | 253,135   | Lived within the same province/territory 5 years ago, but changed address | 730     | 656,235   |
| Both (English and French)                      | 10      | 3,425     | Lived in a different province/territory or country 1 year ago            | 25      | 64,880    | Lived in a different province/territory or country 5 years ago            | 135     | 234,905   |
| Other languages                                | 205     | 754,805   |                                                                          |         |           |                                                                           |         |           |

**Indian Reserve:** Burrard Inlet I.R. No. 3  
**First Nation:** Tsleil-Waututh Nation

Page: 2 of 2

| IMMIGRATION CHARACTERISTICS                                 |              |           | VISIBLE MINORITY STATUS                       |              |                  | SCHOOL ATTENDANCE                                                                                        |         |           |
|-------------------------------------------------------------|--------------|-----------|-----------------------------------------------|--------------|------------------|----------------------------------------------------------------------------------------------------------|---------|-----------|
|                                                             | Reserve      | Region    |                                               | Reserve      | Region           |                                                                                                          | Reserve | Region    |
| <b>Total Population</b>                                     | <b>1,205</b> | 1,967,475 | <b>Total Population</b>                       | 1,205        | 1,967,475        | <b>Population 15+ years attending school full time</b>                                                   | 70      | 196,670   |
| <b>Immigrants</b>                                           | 270          | 738,550   | <b>Visible Minorities</b>                     | <b>80</b>    | 725,655          | Ages 15-19                                                                                               | 30      | 94,830    |
| % of total population                                       | 22.5%        | 37.5%     | Chinese                                       | 0            | 342,665          | Ages 20-24                                                                                               | 10      | 56,785    |
| Non-immigrant population                                    | 920          | 1,199,760 | South Asian                                   | 0            | 164,360          | <b>Population 15+ years attending school part time</b>                                                   | 95      | 114,860   |
| Non-permanent residents                                     | 10           | 29,165    | Black                                         | 0            | 18,405           | Ages 15-19                                                                                               | 0       | 7,615     |
|                                                             |              |           | Filipino                                      | 0            | 57,030           | Ages 20-24                                                                                               | 15      | 18,960    |
|                                                             |              |           | Latin American                                | 30           | 18,710           |                                                                                                          |         |           |
|                                                             |              |           | Southeast Asian                               | 0            | 28,460           |                                                                                                          |         |           |
|                                                             |              |           | Arab                                          | 0            | 5,910            |                                                                                                          |         |           |
|                                                             |              |           | West Asian                                    | 30           | 21,430           |                                                                                                          |         |           |
|                                                             |              |           | Korean                                        | 20           | 28,845           |                                                                                                          |         |           |
|                                                             |              |           | Japanese                                      | 0            | 24,025           |                                                                                                          |         |           |
|                                                             |              |           | Others                                        | 0            | 3,320            |                                                                                                          |         |           |
|                                                             |              |           | Multiple Responses                            | 0            | 12,495           |                                                                                                          |         |           |
|                                                             |              |           | <b>All others</b>                             | <b>1,120</b> | <b>1,241,815</b> |                                                                                                          |         |           |
| HIGHEST LEVEL OF SCHOOLING                                  |              |           | LABOUR FORCE AND INDUSTRY                     |              |                  | OCCUPATIONS BY LABOUR FORCE                                                                              |         |           |
|                                                             | Reserve      | Region    |                                               | Reserve      | Region           |                                                                                                          | Reserve | Region    |
| <b>People aged 20-34</b>                                    | 370          | 431,705   | <b>Labour Force</b>                           |              |                  | <b>Labour Force</b>                                                                                      | 730     | 1,049,910 |
| Without high school diploma                                 | 20.3%        | 11.6%     | Participation Rate                            | 78.5%        | 66.2%            | Management occupations                                                                                   | 110     | 124,960   |
| With high school diploma                                    | 28.4%        | 32.4%     | Employment Rate                               | 72.3%        | 61.4%            | Business, finance & administration                                                                       | 145     | 207,890   |
| With trades certificate                                     | 10.8%        | 8.8%      | Unemployment Rate                             | 8.0%         | 7.2%             | Natural & applied sciences                                                                               | 60      | 75,150    |
| With college certificate                                    | 14.9%        | 17.8%     | <b>Industry</b>                               |              |                  | Health occupations                                                                                       | 30      | 54,890    |
| With university degree                                      | 27.0%        | 29.5%     | Experienced labour force                      | 730          | 1,049,905        | Social science, education, government service & religion                                                 | 90      | 85,980    |
| <b>People aged 35-44</b>                                    | 290          | 347,240   | Agriculture                                   | 10           | 21,725           | Art, culture, recreation & sport                                                                         | 65      | 42,595    |
| Without high school diploma                                 | 12.1%        | 15.3%     | Manufacturing and Construction                | 55           | 152,855          | Sales and service                                                                                        | 135     | 263,765   |
| With high school diploma                                    | 15.5%        | 23.7%     | Wholesale and retail                          | 120          | 172,545          | Trades, transport & equipment operators                                                                  | 75      | 130,110   |
| Trades certificate                                          | 12.1%        | 11.6%     | Finance & Real Estate                         | 45           | 78,845           | Occupations unique to primary industry                                                                   | 15      | 18,350    |
| College certificate                                         | 41.4%        | 19.7%     | Health & Education                            | 130          | 173,830          | Occupations unique to processing, manufacturing & utilities                                              | 10      | 46,210    |
| University degree                                           | 19.0%        | 29.7%     | Business services                             | 210          | 248,265          |                                                                                                          |         |           |
| <b>People aged 45-64</b>                                    | 210          | 483,045   | Other services                                | 160          | 201,850          |                                                                                                          |         |           |
| Without high school diploma                                 | 7.1%         | 21.4%     |                                               |              |                  |                                                                                                          |         |           |
| With high school diploma                                    | 35.7%        | 23.0%     |                                               |              |                  |                                                                                                          |         |           |
| Trades certificate                                          | 11.9%        | 11.7%     |                                               |              |                  |                                                                                                          |         |           |
| College certificate                                         | 19.0%        | 17.0%     |                                               |              |                  |                                                                                                          |         |           |
| University degree                                           | 21.4%        | 27.0%     |                                               |              |                  |                                                                                                          |         |           |
| EARNINGS                                                    |              |           | PLACE OF WORK STATUS & MODE OF TRANSPORTATION |              |                  | GVRD INTERESTS ON THIS RESERVE                                                                           |         |           |
|                                                             | Reserve      | Region    |                                               | Reserve      | Region           | <u>Interest</u>                                                                                          |         |           |
| <b>Earnings (persons)</b>                                   | 785          | 1,108,045 | <b>Place of Work</b>                          |              |                  | District Function:<br>Greater Vancouver Sewerage and Drainage District (GVS&DD) / Sewer                  |         |           |
| <b>Average earnings (\$)</b>                                | \$41,374     | \$34,007  | Labour Force Worked                           | 690          | 995,320          | Facility 1: North Vancouver Interceptor                                                                  |         |           |
|                                                             |              |           | At Home                                       | 115          | 80,280           | Tenure: Right-of-Way                                                                                     |         |           |
| <b>Worked full year, full time (counts)</b>                 | 535          | 555,045   | Outside Canada                                | 0            | 9,045            | Notes:<br>Agreement with Indian and Northern Affairs Canada (INAC) dated 1965 (re: Burrard First Nation) |         |           |
| <b>Average earnings (worked full year, full time in \$)</b> | \$47,460     | \$46,786  | No fixed place                                | 65           | 102,595          |                                                                                                          |         |           |
|                                                             |              |           | At usual place                                | 515          | 803,400          |                                                                                                          |         |           |
|                                                             |              |           | <b>Total – All modes</b>                      | <b>580</b>   | <b>905,995</b>   |                                                                                                          |         |           |
|                                                             |              |           | Car, truck, van                               |              |                  |                                                                                                          |         |           |
|                                                             |              |           | As driver                                     | 465          | 654,055          |                                                                                                          |         |           |
|                                                             |              |           | As passenger                                  | 30           | 63,645           |                                                                                                          |         |           |
|                                                             |              |           | Public transit                                | 50           | 104,015          |                                                                                                          |         |           |
|                                                             |              |           | Walked or bicycled                            | 25           | 75,555           |                                                                                                          |         |           |
|                                                             |              |           | Other method                                  | 10           | 8,725            |                                                                                                          |         |           |

**Indian Reserve:** Capilano I.R. No. 5  
**First Nation:** Squamish Nation

Page: 1 of 2

| SUMMARY STATISTICS                             |         |           | AGE AND GENDER                                                           |         |           | MARITAL STATUS                                                            |         |           |
|------------------------------------------------|---------|-----------|--------------------------------------------------------------------------|---------|-----------|---------------------------------------------------------------------------|---------|-----------|
|                                                | Reserve | Region    |                                                                          | Reserve | Region    |                                                                           | Reserve | Region    |
| <b>2001 Population</b>                         | 2,230   | 1,986,965 | <b>2001 Population</b>                                                   | 2,230   | 1,986,965 | <b>Population 15+ years</b>                                               | 2,020   | 1,641,570 |
| Share of Region                                | 0.11%   | 100%      | Male                                                                     | 47.8%   | 49.0%     | Single, never married                                                     | 745     | 556,185   |
| Urban Population                               | 100%    | 97.3%     | Female                                                                   | 52.2%   | 51.0%     | Legally married                                                           | 685     | 822,395   |
| Rural Population                               | 0%      | 2.7%      | <b>% Population by Age</b>                                               |         |           | Separated                                                                 | 95      | 50,115    |
| Aboriginal People                              | 23.9%   | 1.9%      | 0-14 years of age                                                        | 9.4%    | 17.4%     | Divorced                                                                  | 265     | 119,970   |
| Non-Aboriginal People                          | 76.1%   | 98.1%     | 15-64 years of age                                                       | 69.7%   | 70.4%     | Widowed                                                                   | 230     | 92,905    |
| <b>1996 Population</b>                         | 2,141   | 1,831,665 | 65+ years of age                                                         | 20.9%   | 12.2%     | <b>Common-law Status</b>                                                  |         |           |
| Change 1996-2001                               | 89      | 155,300   | <b>Median Age (years)</b>                                                | 42.5    | 37.4      | Not in a common-law relationship                                          | 1,845   | 1,540,485 |
| % Change 1996-2001                             | 4.2%    | 8.5%      | Male (years)                                                             | 38.9    | 36.7      | In a common-law relationship                                              | 175     | 101,080   |
| <b>Land Area (sq. km.)</b>                     | 1.39    | 2,878.52  | Female (years)                                                           | 45.0    | 38.1      |                                                                           |         |           |
| <b>Private Dwellings</b>                       | 1,272   | 786,277   | <b>% Population 15+</b>                                                  |         |           |                                                                           |         |           |
| <b>Density</b>                                 |         |           | Male                                                                     | 90.1%   | 81.8%     |                                                                           |         |           |
| People per Dwelling                            | 1.75    | 2.53      | Female                                                                   | 91.0%   | 83.4%     |                                                                           |         |           |
| People per sq.km.                              | 1,600.4 | 690.3     | <b>Dependency Ratio</b>                                                  | 43.4%   | 42.0%     |                                                                           |         |           |
| FAMILY CHARACTERISTICS                         |         |           | SELECTED HOUSEHOLD CHARACTERISTICS                                       |         |           | OCCUPIED PRIVATE DWELLINGS                                                |         |           |
|                                                | Reserve | Region    |                                                                          | Reserve | Region    |                                                                           | Reserve | Region    |
| <b>Total Families</b>                          | 535     | 535,260   | Households with a couple (married or common-law) <b>with children</b>    | 135     | 219,345   | <b>Total Dwellings</b>                                                    | 1,195   | 1,534,335 |
| Married-couples                                | 335     | 401,385   | Households with a couple (married or common-law) <b>without children</b> | 270     | 192,285   | <b>Owned Dwellings</b>                                                    | 170     | 1,017,490 |
| Avg. No. of People                             | 2.8     | 3.2       | <b>One-person households</b>                                             | 620     | 212,055   | % Owned                                                                   | 15.1%   | 66.3%     |
| Common-law couples                             | 100     | 52,010    | <b>Other household types</b>                                             | 170     | 135,025   | <b>Rented Dwellings</b>                                                   | 955     | 512,365   |
| Avg. No. of People                             | 2.2     | 2.5       |                                                                          |         |           | % Rented                                                                  | 84.9%   | 33.4%     |
| Lone parents                                   | 100     | 81,865    |                                                                          |         |           | <b>Construction</b>                                                       |         |           |
| Avg. No. of People                             | 2.4     | 2.5       |                                                                          |         |           | Dwellings built before 1991                                               | 1,125   | 1,195,570 |
| Female lone parents                            | 85      | 67,050    |                                                                          |         |           | Dwellings constructed between 1991-2001                                   | 75      | 338,765   |
| Avg. No. of People                             | 2.4     | 2.5       |                                                                          |         |           |                                                                           |         |           |
| Male lone parents                              | 15      | 14,810    |                                                                          |         |           |                                                                           |         |           |
| Avg. No. of People                             | 3.0     | 2.4       |                                                                          |         |           |                                                                           |         |           |
| LANGUAGE(S) FIRST LEARNED AND STILL UNDERSTOOD |         |           | MOBILITY STATUS: PLACE OF RESIDENCE 1 YEAR AGO                           |         |           | MOBILITY STATUS: PLACE OF RESIDENCE 5 YEARS AGO                           |         |           |
|                                                | Reserve | Region    |                                                                          | Reserve | Region    |                                                                           | Reserve | Region    |
| <b>Total – All Persons</b>                     | 2,230   | 1,967,480 | <b>Total Population 1 year and over</b>                                  | 2,215   | 1,946,960 | <b>Total Population 5 years and over</b>                                  | 2,180   | 1,861,975 |
| English Only                                   | 1,395   | 1,184,500 | Lived at the same address 1 year ago                                     | 1,765   | 1,628,945 | Lived at the same address 5 years ago                                     | 925     | 970,840   |
| French Only                                    | 60      | 24,745    | Lived within the same province/territory 1 year ago, but changed address | 330     | 253,135   | Lived within the same province/territory 5 years ago, but changed address | 780     | 656,235   |
| Both (English and French)                      | 0       | 3,425     | Lived in a different province/territory or country 1 year ago            | 120     | 64,880    | Lived in a different province/territory or country 5 years ago            | 470     | 234,905   |
| Other languages                                | 770     | 754,805   |                                                                          |         |           |                                                                           |         |           |

**Indian Reserve:** Capilano I.R. No. 5  
**First Nation:** Squamish Nation

Page: 2 of 2

| IMMIGRATION CHARACTERISTICS                                 |              |           | VISIBLE MINORITY STATUS                       |              |                  | SCHOOL ATTENDANCE                                                                    |         |           |
|-------------------------------------------------------------|--------------|-----------|-----------------------------------------------|--------------|------------------|--------------------------------------------------------------------------------------|---------|-----------|
|                                                             | Reserve      | Region    |                                               | Reserve      | Region           |                                                                                      | Reserve | Region    |
| <b>Total Population</b>                                     | <b>2,230</b> | 1,967,475 | <b>Total Population</b>                       | 2,230        | 1,967,475        | <b>Population 15+ years attending school full time</b>                               | 240     | 196,670   |
| <b>Immigrants</b>                                           | 880          | 738,550   | <b>Visible Minorities</b>                     | <b>540</b>   | 725,655          | Ages 15-19                                                                           | 115     | 94,830    |
| % of total population                                       | 39.5%        | 37.5%     | Chinese                                       | 70           | 342,665          | Ages 20-24                                                                           | 45      | 56,785    |
| Non-immigrant                                               | 1,280        |           | South Asian                                   | 15           | 164,360          | <b>Population 15+ years attending school part time</b>                               | 105     | 114,860   |
| 1,199,760 population                                        |              |           | Black                                         | 0            | 18,405           | Ages 15-19                                                                           | 0       | 7,615     |
| Non-permanent residents                                     | 65           | 29,165    | Filipino                                      | 20           | 57,030           | Ages 20-24                                                                           | 15      | 18,960    |
|                                                             |              |           | Latin American                                | 35           | 18,710           |                                                                                      |         |           |
|                                                             |              |           | Southeast Asian                               | 0            | 28,460           |                                                                                      |         |           |
|                                                             |              |           | Arab                                          | 0            | 5,910            |                                                                                      |         |           |
|                                                             |              |           | West Asian                                    | 285          | 21,430           |                                                                                      |         |           |
|                                                             |              |           | Korean                                        | 85           | 28,845           |                                                                                      |         |           |
|                                                             |              |           | Japanese                                      | 30           | 24,025           |                                                                                      |         |           |
|                                                             |              |           | Others                                        | 0            | 3,320            |                                                                                      |         |           |
|                                                             |              |           | Multiple Responses                            | 0            | 12,495           |                                                                                      |         |           |
|                                                             |              |           | <b>All others</b>                             | <b>1,690</b> | <b>1,241,815</b> |                                                                                      |         |           |
| HIGHEST LEVEL OF SCHOOLING                                  |              |           | LABOUR FORCE AND INDUSTRY                     |              |                  | OCCUPATIONS BY LABOUR FORCE                                                          |         |           |
|                                                             | Reserve      | Region    |                                               | Reserve      | Region           |                                                                                      | Reserve | Region    |
| <b>People aged 20-34</b>                                    | 455          | 431,705   | <b>Labour Force</b>                           |              |                  | <b>Labour Force</b>                                                                  | 1,015   | 1,049,910 |
| Without high school diploma                                 | 13.2%        | 11.6%     | Participation Rate                            | 51.6%        | 66.2%            | Management occupations                                                               | 140     | 124,960   |
| With high school diploma                                    | 30.8%        | 32.4%     | Employment Rate                               | 45.5%        | 61.4%            | Business, finance & administration                                                   | 210     | 207,890   |
| With trades certificate                                     | 7.7%         | 8.8%      | Unemployment Rate                             | 11.8%        | 7.2%             | Natural & applied sciences                                                           | 55      | 75,150    |
| With college certificate                                    | 14.3%        | 17.8%     | <b>Industry</b>                               |              |                  | Health occupations                                                                   | 50      | 54,890    |
| With university degree                                      | 34.1%        | 29.5%     | Experienced labour force                      | 1,015        | 1,049,905        | Social science, education, government service & religion                             | 80      | 85,980    |
| <b>People aged 35-44</b>                                    | 360          | 347,240   | Agriculture                                   | 0            | 21,725           | Art, culture, recreation & sport                                                     | 55      | 42,595    |
| Without high school diploma                                 | 15.3%        | 15.3%     | Manufacturing and Construction                | 90           | 152,855          | Sales and service                                                                    | 270     | 263,765   |
| With high school diploma                                    | 27.8%        | 23.7%     | Wholesale and retail                          | 175          | 172,545          | Trades, transport & equipment operators                                              | 120     | 130,110   |
| Trades certificate                                          | 19.4%        | 11.6%     | Finance & Real Estate                         | 65           | 78,845           | Occupations unique to primary industry                                               | 25      | 18,350    |
| College certificate                                         | 13.9%        | 19.7%     | Health & Education                            | 120          | 173,830          | Occupations unique to processing, manufacturing & utilities                          | 10      | 46,210    |
| University degree                                           | 22.2%        | 29.7%     | Business services                             | 290          | 248,265          |                                                                                      |         |           |
| <b>People aged 45-64</b>                                    | <b>565</b>   | 483,045   | Other services                                | 265          | 201,850          |                                                                                      |         |           |
| Without high school diploma                                 | 15.9%        | 21.4%     |                                               |              |                  |                                                                                      |         |           |
| With high school diploma                                    | 21.2%        | 23.0%     |                                               |              |                  |                                                                                      |         |           |
| Trades certificate                                          | 14.2%        | 11.7%     |                                               |              |                  |                                                                                      |         |           |
| College certificate                                         | 16.8%        | 17.0%     |                                               |              |                  |                                                                                      |         |           |
| University degree                                           | 31.0%        | 27.0%     |                                               |              |                  |                                                                                      |         |           |
| EARNINGS                                                    |              |           | PLACE OF WORK STATUS & MODE OF TRANSPORTATION |              |                  | GVRD INTERESTS ON THIS RESERVE                                                       |         |           |
|                                                             | Reserve      | Region    |                                               | Reserve      | Region           | <u>Interests</u>                                                                     |         |           |
| <b>Earnings (persons)</b>                                   | 1,085        | 1,108,045 | <b>Place of Work</b>                          |              |                  | District Function: Greater Vancouver Sewerage and Drainage District (GVS&DD) / Sewer |         |           |
| <b>Average earnings (\$)</b>                                | \$30,865     | \$34,007  | Labour Force Worked                           | 940          | 995,320          | Facility 1: Lions Gate Waste Water Treatment Plant (Tenure: Lease)                   |         |           |
| <b>Worked full year, full time (counts)</b>                 | 485          | 555,045   | At Home                                       | 65           | 80,280           | Facility 2: North Vancouver Interceptor (Tenure: Statutory Right of Way – SRW)       |         |           |
| <b>Average earnings (worked full year, full time in \$)</b> | \$37,129     | \$46,786  | Outside Canada                                | 20           | 9,045            | Facility 3: Hollyburn Interceptor (Tenure: Order in Council and 2 SRW)               |         |           |
|                                                             |              |           | No fixed place                                | 120          | 102,595          | Facility: Taylor Way Trunk Sewer                                                     |         |           |
|                                                             |              |           | At usual place                                | 735          | 803,400          | District Function: Greater Vancouver Water District (GVWD) / Water                   |         |           |
|                                                             |              |           | <b>Total – All modes</b>                      | <b>855</b>   | <b>905,995</b>   | Facility 4: Capilano Mains 4 and 5 (Tenure: Easements)                               |         |           |
|                                                             |              |           | Car, truck, van                               |              |                  |                                                                                      |         |           |
|                                                             |              |           | As driver                                     | 450          | 654,055          |                                                                                      |         |           |
|                                                             |              |           | As passenger                                  | 50           | 63,645           |                                                                                      |         |           |
|                                                             |              |           | Public transit                                | 210          | 104,015          |                                                                                      |         |           |
|                                                             |              |           | Walked or bicycled                            | 130          | 75,555           |                                                                                      |         |           |
|                                                             |              |           | Other method                                  | 10           | 8,725            |                                                                                      |         |           |

**Indian Reserve:** Coquitlam I.R. No. 1  
**First Nation:** Kwikwetlem First Nation

Page: 1 of 1

| SUMMARY STATISTICS         |         |           | GVRD INTERESTS ON THIS RESERVE |
|----------------------------|---------|-----------|--------------------------------|
|                            | Reserve | Region    | None.                          |
| <b>2001 Population</b>     | 15      | 1,986,965 |                                |
| Share of Region            | 0.00%   | 100%      |                                |
| Urban Population           | 100%    | 97.3%     |                                |
| Rural Population           | 0%      | 2.7%      |                                |
| Aboriginal People          | N/A     | 1.9%      |                                |
| Non-Aboriginal People      | N/A     | 98.1%     |                                |
| <b>1996 Population</b>     | 0       | 1,831,665 |                                |
| Change 1996-2001           | 15      | 155,300   |                                |
| % Change 1996-2001         | 0.0%    | 8.5%      |                                |
| <b>Land Area (sq. km.)</b> | 0.02    | 2,878.52  |                                |
| <b>Private Dwellings</b>   | 10      | 786,277   |                                |
| <b>Density</b>             |         |           |                                |
| People per Dwelling        | 1.5     | 2.53      |                                |
| People per sq.km.          | 675.7   | 690.3     |                                |

**Other Census data is not available for this Indian Reserve.**

**Indian Reserve:** Coquitlam I.R. No. 2  
**First Nation:** Kwikwetlem First Nation

Page: 1 of 1

| SUMMARY STATISTICS         |         |           | GVRD INTERESTS ON THIS RESERVE |
|----------------------------|---------|-----------|--------------------------------|
|                            | Reserve | Region    | None.                          |
| <b>2001 Population</b>     | 5       | 1,986,965 |                                |
| Share of Region            | 0.00%   | 100%      |                                |
| Urban Population           | 100%    | 97.3%     |                                |
| Rural Population           | 0%      | 2.7%      |                                |
| Aboriginal People          | N/A     | 1.9%      |                                |
| Non-Aboriginal People      | N/A     | 98.1%     |                                |
| <b>1996 Population</b>     | 0       | 1,831,665 |                                |
| Change 1996-2001           | 5       | 155,300   |                                |
| % Change 1996-2001         | 0.0%    | 8.5%      |                                |
| <b>Land Area</b> (sq. km.) | 0.78    | 2,878.52  |                                |
| <b>Private Dwellings</b>   | 4       | 786,277   |                                |
| <b>Density</b>             |         |           |                                |
| People per Dwelling        | 1.25    | 2.53      |                                |
| People per sq.km.          | 6.4     | 690.3     |                                |

**Other Census data is not available for this Indian Reserve.**

**Indian Reserve:** Katzie I.R. No. 1  
**First Nation:** Katzie First Nation

Page: 1 of 2

| SUMMARY STATISTICS                             |         |           | AGE AND GENDER                                                           |         |           | MARITAL STATUS                                                            |         |           |
|------------------------------------------------|---------|-----------|--------------------------------------------------------------------------|---------|-----------|---------------------------------------------------------------------------|---------|-----------|
|                                                | Reserve | Region    |                                                                          | Reserve | Region    |                                                                           | Reserve | Region    |
| <b>2001 Population</b>                         | 224     | 1,986,965 | <b>2001 Population</b>                                                   | 225     | 1,986,965 | <b>Population 15+ years</b>                                               | 150     | 1,641,570 |
| Share of Region                                | 0.01%   | 100%      | Male                                                                     | 52.1%   | 49.0%     | Single, never married                                                     | 75      | 556,185   |
| Urban Population                               | 100%    | 97.3%     | Female                                                                   | 47.9%   | 51.0%     | Legally married                                                           | 45      | 822,395   |
| Rural Population                               | 0%      | 2.7%      | <b>% Population by Age</b>                                               |         |           | Separated                                                                 | 10      | 50,115    |
| Aboriginal People                              | 93.2%   | 1.9%      | 0-14 years of age                                                        | 30.4%   | 17.4%     | Divorced                                                                  | 15      | 119,970   |
| Non-Aboriginal People                          | 6.8%    | 98.1%     | 15-64 years of age                                                       | 65.2%   | 70.4%     | Widowed                                                                   | 5       | 92,905    |
| <b>1996 Population</b>                         | 176     | 1,831,665 | 65+ years of age                                                         | 4.4%    | 12.2%     | <b>Common-law Status</b>                                                  | 115     | 1,540,485 |
| Change 1996-2001                               | 48      | 155,300   | <b>Median Age (years)</b>                                                | 26.0    | 37.4      | Not in a common-law relationship                                          |         |           |
| % Change 1996-2001                             | 27.3%   | 8.5%      | Male (years)                                                             | 24.0    | 36.7      | In a common-law relationship                                              | 35      | 101,080   |
| <b>Land Area</b> (sq. km.)                     | 0.52    | 2,878.52  | Female (years)                                                           | 27.3    | 38.1      |                                                                           |         |           |
| <b>Private Dwellings</b>                       | 68      | 786,277   | <b>% Population 15+</b>                                                  | 66.7%   | 82.6%     |                                                                           |         |           |
| <b>Density</b>                                 |         |           | Male                                                                     | 62.5%   | 81.8%     |                                                                           |         |           |
| People per Dwelling                            | 3.29    | 2.53      | Female                                                                   | 68.2%   | 83.4%     |                                                                           |         |           |
| People per sq.km.                              | 429.4   | 690.3     | <b>Dependency Ratio</b>                                                  | 53.3%   | 42.0%     |                                                                           |         |           |
| FAMILY CHARACTERISTICS                         |         |           | SELECTED HOUSEHOLD CHARACTERISTICS                                       |         |           | OCCUPIED PRIVATE DWELLINGS                                                |         |           |
|                                                | Reserve | Region    |                                                                          | Reserve | Region    |                                                                           | Reserve | Region    |
| <b>Total Families</b>                          | 60      | 535,260   | Households with a couple (married or common-law) <b>with children</b>    | 25      | 219,345   | <b>Total Dwellings</b>                                                    | 70      | 1,534,335 |
| Married-couples                                | 20      | 401,385   | Households with a couple (married or common-law) <b>without children</b> | 10      | 192,285   | <b>Owned Dwellings</b>                                                    | 30      | 1,017,490 |
| Avg. No. of People                             | 3.8     | 3.2       | <b>One-person households</b>                                             | 0       | 212,055   | % Owned                                                                   | 75.0%   | 66.3%     |
| Common-law couples                             | 20      | 52,010    | <b>Other household types</b>                                             | 20      | 135,025   | <b>Rented Dwellings</b>                                                   | 10      | 512,365   |
| Avg. No. of People                             | 4.3     | 2.5       |                                                                          |         |           | % Rented                                                                  | 25.0%   | 33.4%     |
| Lone parents                                   | 20      | 81,865    |                                                                          |         |           | <b>Construction</b>                                                       |         |           |
| Avg. No. of People                             | 3.2     | 2.5       |                                                                          |         |           | Dwellings built before 1991                                               | 45      | 1,195,570 |
| Female lone parents                            | 15      | 67,050    |                                                                          |         |           | Dwellings constructed between 1991-2001                                   | 20      | 338,765   |
| Avg. No. of People                             | 3.3     | 2.5       |                                                                          |         |           |                                                                           |         |           |
| Male lone parents                              | 0       | 14,810    |                                                                          |         |           |                                                                           |         |           |
| Avg. No. of People                             | 0.0     | 2.4       |                                                                          |         |           |                                                                           |         |           |
| LANGUAGE(S) FIRST LEARNED AND STILL UNDERSTOOD |         |           | MOBILITY STATUS: PLACE OF RESIDENCE 1 YEAR AGO                           |         |           | MOBILITY STATUS: PLACE OF RESIDENCE 5 YEARS AGO                           |         |           |
|                                                | Reserve | Region    |                                                                          | Reserve | Region    |                                                                           | Reserve | Region    |
| <b>Total – All Persons</b>                     | 225     | 1,967,480 | <b>Total Population 1 year and over</b>                                  | 225     | 1,946,960 | <b>Total Population 5 years and over</b>                                  | 200     | 1,861,975 |
| English Only                                   | 220     | 1,184,500 | Lived at the same address 1 year ago                                     | 200     | 1,628,945 | Lived at the same address 5 years ago                                     | 145     | 970,840   |
| French Only                                    | 0       | 24,745    | Lived within the same province/territory 1 year ago, but changed address | 10      | 253,135   | Lived within the same province/territory 5 years ago, but changed address | 45      | 656,235   |
| Both (English and French)                      | 0       | 3,425     | Lived in a different province/territory or country 1 year ago            | 15      | 64,880    | Lived in a different province/territory or country 5 years ago            | 10      | 234,905   |
| Other languages                                | 0       | 754,805   |                                                                          |         |           |                                                                           |         |           |

**Indian Reserve:** Katzie I.R. No. 1  
**First Nation:** Katzie First Nation

Page: 2 of 2

| IMMIGRATION CHARACTERISTICS                                 |         |           | VISIBLE MINORITY STATUS                       |         |           | SCHOOL ATTENDANCE                                           |         |           |
|-------------------------------------------------------------|---------|-----------|-----------------------------------------------|---------|-----------|-------------------------------------------------------------|---------|-----------|
|                                                             | Reserve | Region    |                                               | Reserve | Region    |                                                             | Reserve | Region    |
| <b>Total Population</b>                                     | 0       | 1,967,475 | <b>Total Population</b>                       | 225     | 1,967,475 | <b>Population 15+ years attending school full time</b>      | 25      | 196,670   |
| <b>Immigrants</b>                                           | 0       | 738,550   | <b>Visible Minorities</b>                     | 0       | 725,655   | <b>Population 15+ years attending school part time</b>      | 15      | 114,860   |
| % of total population                                       | 0.0%    | 37.5%     | Chinese                                       | 0       | 342,665   | Ages 15-19                                                  | 15      | 94,830    |
| Non-immigrant population                                    | 0       | 1,199,760 | South Asian                                   | 0       | 164,360   | Ages 20-24                                                  | 10      | 56,785    |
| Non-permanent residents                                     | 0       | 29,165    | Black                                         | 0       | 18,405    |                                                             |         |           |
|                                                             |         |           | Filipino                                      | 0       | 57,030    |                                                             |         |           |
|                                                             |         |           | Latin American                                | 0       | 18,710    |                                                             |         |           |
|                                                             |         |           | Southeast Asian                               | 0       | 28,460    |                                                             |         |           |
|                                                             |         |           | Arab                                          | 0       | 5,910     |                                                             |         |           |
|                                                             |         |           | West Asian                                    | 0       | 21,430    |                                                             |         |           |
|                                                             |         |           | Korean                                        | 0       | 28,845    |                                                             |         |           |
|                                                             |         |           | Japanese                                      | 0       | 24,025    |                                                             |         |           |
|                                                             |         |           | Others                                        | 0       | 3,320     |                                                             |         |           |
|                                                             |         |           | Multiple Responses                            | 0       | 12,495    |                                                             |         |           |
|                                                             |         |           | <b>All others</b>                             | 225     | 1,241,815 |                                                             |         |           |
| HIGHEST LEVEL OF SCHOOLING                                  |         |           | LABOUR FORCE AND INDUSTRY                     |         |           | OCCUPATIONS BY LABOUR FORCE                                 |         |           |
|                                                             | Reserve | Region    |                                               | Reserve | Region    |                                                             | Reserve | Region    |
| <b>People aged 20-34</b>                                    | 50      | 431,705   | <b>Labour Force</b>                           |         |           | <b>Labour Force</b>                                         | 85      | 1,049,910 |
| Without high school diploma                                 | 40.0%   | 11.6%     | Participation Rate                            | 65.5%   | 66.2%     | Management occupations                                      | 10      | 124,960   |
| With high school diploma                                    | 30.0%   | 32.4%     | Employment Rate                               | 41.4%   | 61.4%     | Business, finance & administration                          | 10      | 207,890   |
| With trades certificate                                     | 20.0%   | 8.8%      | Unemployment Rate                             | 31.6%   | 7.2%      | Natural & applied sciences                                  | 10      | 75,150    |
| With college certificate                                    | 20.0%   | 17.8%     | <b>Industry</b>                               |         |           | Health occupations                                          | 0       | 54,890    |
| With university degree                                      | 0.0%    | 29.5%     | Experienced labour force                      | 85      | 1,049,905 | Social science, education, government service & religion    | 10      | 85,980    |
| <b>People aged 35-44</b>                                    | 40      | 347,240   | Agriculture                                   | 10      | 21,725    | Art, culture, recreation & sport                            | 0       | 42,595    |
| Without high school diploma                                 | 62.5%   | 15.3%     | Manufacturing and Construction                | 10      | 152,855   | Sales and service                                           | 20      | 263,765   |
| With high school diploma                                    | 0.0%    | 23.7%     | Wholesale and retail                          | 0       | 172,545   | Trades, transport & equipment operators                     | 20      | 130,110   |
| Trades certificate                                          | 0.0%    | 11.6%     | Finance & Real Estate                         | 0       | 78,845    | Occupations unique to primary industry                      | 15      | 18,350    |
| College certificate                                         | 25.0%   | 19.7%     | Health & Education                            | 10      | 173,830   | Occupations unique to processing, manufacturing & utilities | 0       | 46,210    |
| University degree                                           | 0.0%    | 29.7%     | Business services                             | 10      | 248,265   |                                                             |         |           |
| <b>People aged 45-64</b>                                    | 35      | 483,045   | Other services                                | 45      | 201,850   |                                                             |         |           |
| Without high school diploma                                 | 57.1%   | 21.4%     |                                               |         |           |                                                             |         |           |
| With high school diploma                                    | 0.0%    | 23.0%     |                                               |         |           |                                                             |         |           |
| Trades certificate                                          | 28.6%   | 11.7%     |                                               |         |           |                                                             |         |           |
| College certificate                                         | 28.6%   | 17.0%     |                                               |         |           |                                                             |         |           |
| University degree                                           | 0.0%    | 27.0%     |                                               |         |           |                                                             |         |           |
| EARNINGS                                                    |         |           | PLACE OF WORK STATUS & MODE OF TRANSPORTATION |         |           | GVRD INTERESTS ON THIS RESERVE                              |         |           |
|                                                             | Reserve | Region    |                                               | Reserve | Region    | None.                                                       |         |           |
| <b>Earnings (persons)</b>                                   | 0       | 1,108,045 | <b>Place of Work</b>                          |         |           |                                                             |         |           |
| <b>Average earnings (\$)</b>                                | \$0     | \$34,007  | Labour Force                                  | 60      | 995,320   |                                                             |         |           |
| <b>Worked full year, full time (counts)</b>                 | 0       | 555,045   | Worked                                        |         |           |                                                             |         |           |
| <b>Average earnings (worked full year, full time in \$)</b> | \$0     | \$46,786  | At Home                                       | 0       | 80,280    |                                                             |         |           |
|                                                             |         |           | Outside Canada                                | 0       | 9,045     |                                                             |         |           |
|                                                             |         |           | No fixed place                                | 15      | 102,595   |                                                             |         |           |
|                                                             |         |           | At usual place                                | 45      | 803,400   |                                                             |         |           |
|                                                             |         |           | <b>Total – All modes</b>                      | 55      | 905,995   |                                                             |         |           |
|                                                             |         |           | Car, truck, van                               |         |           |                                                             |         |           |
|                                                             |         |           | As driver                                     | 25      | 654,055   |                                                             |         |           |
|                                                             |         |           | As passenger                                  | 10      | 63,645    |                                                             |         |           |
|                                                             |         |           | Public transit                                | 0       | 104,015   |                                                             |         |           |
|                                                             |         |           | Walked or bicycled                            | 20      | 75,555    |                                                             |         |           |
|                                                             |         |           | Other method                                  | 0       | 8,725     |                                                             |         |           |

**Indian Reserve:** Katzie I.R. No. 2  
**First Nation:** Katzie First Nation

Page: 1 of 1

| SUMMARY STATISTICS         |         |           | GVRD INTERESTS ON THIS RESERVE |
|----------------------------|---------|-----------|--------------------------------|
|                            | Reserve | Region    | None.                          |
| <b>2001 Population</b>     | 31      | 1,986,965 |                                |
| Share of Region            | 0.00%   | 100%      |                                |
| Urban Population           | 0.0%    | 97.3%     |                                |
| Rural Population           | 100%    | 2.7%      |                                |
| Aboriginal People          | N/A     | 1.9%      |                                |
| Non-Aboriginal People      | N/A     | 98.1%     |                                |
| <b>1996 Population</b>     | 29      | 1,831,665 |                                |
| Change 1996-2001           | 2       | 155,300   |                                |
| % Change 1996-2001         | 6.9%    | 8.5%      |                                |
| <b>Land Area (sq. km.)</b> | 0.30    | 2,878.52  |                                |
| <b>Private Dwellings</b>   | 11      | 786,277   |                                |
| <b>Density</b>             |         |           |                                |
| People per Dwelling        | 2.82    | 2.53      |                                |
| People per sq.km.          | 101.6   | 690.3     |                                |

**Other Census data is not available for this Indian Reserve.**

**Indian Reserve:** Langley I.R. No. 5  
**First Nation:** Kwantlen First Nation

Page: 1 of 1

| SUMMARY STATISTICS         |         |           | GVRD INTERESTS ON THIS RESERVE |
|----------------------------|---------|-----------|--------------------------------|
|                            | Reserve | Region    | None.                          |
| <b>2001 Population</b>     | 0       | 1,986,965 |                                |
| Share of Region            | 0.00%   | 100%      |                                |
| Urban Population           | N/A     | 97.3%     |                                |
| Rural Population           | N/A     | 2.7%      |                                |
| Aboriginal People          | N/A     | 1.9%      |                                |
| Non-Aboriginal People      | N/A     | 98.1%     |                                |
| <b>1996 Population</b>     | 3       | 1,831,665 |                                |
| Change 1996-2001           | -3      | 155,300   |                                |
| % Change 1996-2001         | -100.0% | 8.5%      |                                |
| <b>Land Area (sq. km.)</b> | 1.34    | 2,878.52  |                                |
| <b>Private Dwellings</b>   | 1       | 786,277   |                                |
| <b>Density</b>             |         |           |                                |
| People per Dwelling        | 0.0     | 2.53      |                                |
| People per sq.km.          | 0.0     | 690.3     |                                |

**Other Census data is not available for this Indian Reserve.**

**Indian Reserve:** Matsqui I.R. No. 4  
**First Nation:** Matsqui First Nation

Page: 1 of 2

| SUMMARY STATISTICS                             |         |           | AGE AND GENDER                                                           |         |           | MARITAL STATUS                                                            |         |           |
|------------------------------------------------|---------|-----------|--------------------------------------------------------------------------|---------|-----------|---------------------------------------------------------------------------|---------|-----------|
|                                                | Reserve | Region    |                                                                          | Reserve | Region    |                                                                           | Reserve | Region    |
| <b>2001 Population</b>                         | 417     | 1,986,965 | <b>2001 Population</b>                                                   | 415     | 1,986,965 | <b>Population 15+ years</b>                                               | 410     | 1,641,570 |
| Share of Region                                | 0.02%   | 100%      | Male                                                                     | 46.4%   | 49.0%     | Single, never married                                                     | 20      | 556,185   |
| Urban Population                               | 0.0%    | 97.3%     | Female                                                                   | 53.6%   | 51.0%     | Legally married                                                           | 270     | 822,395   |
| Rural Population                               | 100%    | 2.7%      | <b>% Population by Age</b>                                               |         |           | Separated                                                                 | 10      | 50,115    |
| Aboriginal People                              | 7.1%    | 1.9%      | 0-14 years of age                                                        | 1.2%    | 17.4%     | Divorced                                                                  | 35      | 119,970   |
| Non-Aboriginal People                          | 92.9%   | 98.1%     | 15-64 years of age                                                       | 20.5%   | 70.4%     | Widowed                                                                   | 75      | 92,905    |
| <b>1996 Population</b>                         | 443     | 1,831,665 | 65+ years of age                                                         | 78.3%   | 12.2%     | <b>Common-law Status</b>                                                  | 390     | 1,540,485 |
| Change 1996-2001                               | -26     | 155,300   | <b>Median Age (years)</b>                                                | 74.4    | 37.4      | Not in a common-law relationship                                          |         |           |
| % Change 1996-2001                             | -5.9%   | 8.5%      | Male (years)                                                             | 74.7    | 36.7      | In a common-law relationship                                              | 20      | 101,080   |
| <b>Land Area</b> (sq. km.)                     | 0.29    | 2,878.52  | Female (years)                                                           | 74.1    | 38.1      |                                                                           |         |           |
| <b>Private Dwellings</b>                       | 252     | 786,277   | <b>% Population 15+</b>                                                  | 100%    | 82.6%     |                                                                           |         |           |
| <b>Density</b>                                 |         |           | Male                                                                     | 97.4%   | 81.8%     |                                                                           |         |           |
| People per Dwelling                            | 1.65    | 2.53      | Female                                                                   | 97.8%   | 83.4%     |                                                                           |         |           |
| People per sq.km.                              | 1,432.5 | 690.3     | <b>Dependency Ratio</b>                                                  | 388.2%  | 42.0%     |                                                                           |         |           |
| FAMILY CHARACTERISTICS                         |         |           | SELECTED HOUSEHOLD CHARACTERISTICS                                       |         |           | OCCUPIED PRIVATE DWELLINGS                                                |         |           |
|                                                | Reserve | Region    |                                                                          | Reserve | Region    |                                                                           | Reserve | Region    |
| <b>Total Families</b>                          | 160     | 535,260   | Households with a couple (married or common-law) <b>with children</b>    | 0       | 219,345   | <b>Total Dwellings</b>                                                    | 245     | 1,534,335 |
| Married-couples                                | 155     | 401,385   | Households with a couple (married or common-law) <b>without children</b> | 150     | 192,285   | <b>Owned Dwellings</b>                                                    | 245     | 1,017,490 |
| Avg. No. of People                             | 2.1     | 3.2       | <b>One-person households</b>                                             | 85      | 212,055   | % Owned                                                                   | 100%    | 66.3%     |
| Common-law couples                             | 0       | 52,010    | <b>Other household types</b>                                             | 0       | 135,025   | <b>Rented Dwellings</b>                                                   | 0       | 512,365   |
| Avg. No. of People                             | 0.0     | 2.5       |                                                                          |         |           | % Rented                                                                  | 0.0%    | 33.4%     |
| Lone parents                                   | 0       | 81,865    |                                                                          |         |           | <b>Construction</b>                                                       |         |           |
| Avg. No. of People                             | 0.0     | 2.5       |                                                                          |         |           | Dwellings built before 1991                                               | 240     | 1,195,570 |
| Female lone parents                            | 0       | 67,050    |                                                                          |         |           | Dwellings constructed between 1991-2001                                   | 10      | 338,765   |
| Avg. No. of People                             | 0.0     | 2.5       |                                                                          |         |           |                                                                           |         |           |
| Male lone parents                              | 0       | 14,810    |                                                                          |         |           |                                                                           |         |           |
| Avg. No. of People                             | 0.0     | 2.4       |                                                                          |         |           |                                                                           |         |           |
| LANGUAGE(S) FIRST LEARNED AND STILL UNDERSTOOD |         |           | MOBILITY STATUS: PLACE OF RESIDENCE 1 YEAR AGO                           |         |           | MOBILITY STATUS: PLACE OF RESIDENCE 5 YEARS AGO                           |         |           |
|                                                | Reserve | Region    |                                                                          | Reserve | Region    |                                                                           | Reserve | Region    |
| <b>Total – All Persons</b>                     | 420     | 1,967,480 | <b>Total Population 1 year and over</b>                                  | 420     | 1,946,960 | <b>Total Population 5 years and over</b>                                  | 415     | 1,861,975 |
| English Only                                   | 370     | 1,184,500 | Lived at the same address 1 year ago                                     | 375     | 1,628,945 | Lived at the same address 5 years ago                                     | 270     | 970,840   |
| French Only                                    | 15      | 24,745    | Lived within the same province/territory 1 year ago, but changed address | 40      | 253,135   | Lived within the same province/territory 5 years ago, but changed address | 135     | 656,235   |
| Both (English and French)                      | 0       | 3,425     | Lived in a different province/territory or country 1 year ago            | 0       | 64,880    | Lived in a different province/territory or country 5 years ago            | 15      | 234,905   |
| Other languages                                | 30      | 754,805   |                                                                          |         |           |                                                                           |         |           |

**Indian Reserve:** Matsqui I.R. No. 4  
**First Nation:** Matsqui First Nation

Page: 2 of 2

| IMMIGRATION CHARACTERISTICS                                 |          |           | VISIBLE MINORITY STATUS                       |         |           | SCHOOL ATTENDANCE                                           |         |           |
|-------------------------------------------------------------|----------|-----------|-----------------------------------------------|---------|-----------|-------------------------------------------------------------|---------|-----------|
|                                                             | Reserve  | Region    |                                               | Reserve | Region    |                                                             | Reserve | Region    |
| <b>Total Population</b>                                     | 415      | 1,967,475 | <b>Total Population</b>                       | 415     | 1,967,475 | <b>Population 15+ years attending school full time</b>      | 0       | 196,670   |
| <b>Immigrants</b>                                           | 65       | 738,550   | <b>Visible Minorities</b>                     | 0       | 725,655   | Ages 15-19                                                  | 0       | 94,830    |
| % of total population                                       | 15.7%    | 37.5%     | Chinese                                       | 0       | 342,665   | Ages 20-24                                                  | 0       | 56,785    |
| Non-immigrant population                                    | 355      | 1,199,760 | South Asian                                   | 0       | 164,360   | <b>Population 15+ years attending school part time</b>      | 0       | 114,860   |
| Non-permanent residents                                     | 0        | 29,165    | Black                                         | 0       | 18,405    | Ages 15-19                                                  | 0       | 7,615     |
|                                                             |          |           | Filipino                                      | 0       | 57,030    | Ages 20-24                                                  | 0       | 18,960    |
|                                                             |          |           | Latin American                                | 0       | 18,710    |                                                             |         |           |
|                                                             |          |           | Southeast Asian                               | 0       | 28,460    |                                                             |         |           |
|                                                             |          |           | Arab                                          | 0       | 5,910     |                                                             |         |           |
|                                                             |          |           | West Asian                                    | 0       | 21,430    |                                                             |         |           |
|                                                             |          |           | Korean                                        | 0       | 28,845    |                                                             |         |           |
|                                                             |          |           | Japanese                                      | 0       | 24,025    |                                                             |         |           |
|                                                             |          |           | Others                                        | 0       | 3,320     |                                                             |         |           |
|                                                             |          |           | Multiple Responses                            | 0       | 12,495    |                                                             |         |           |
|                                                             |          |           | <b>All others</b>                             | 420     | 1,241,815 |                                                             |         |           |
| HIGHEST LEVEL OF SCHOOLING                                  |          |           | LABOUR FORCE AND INDUSTRY                     |         |           | OCCUPATIONS BY LABOUR FORCE                                 |         |           |
|                                                             | Reserve  | Region    |                                               | Reserve | Region    |                                                             | Reserve | Region    |
| <b>People aged 20-34</b>                                    | 10       | 431,705   | <b>Labour Force</b>                           |         |           | <b>Labour Force</b>                                         | 25      | 1,049,910 |
| Without high school diploma                                 | 100%     | 11.6%     | Participation Rate                            | 6.1%    | 66.2%     | Management occupations                                      | 10      | 124,960   |
| With high school diploma                                    | 0.0%     | 32.4%     | Employment Rate                               | 6.1%    | 61.4%     | Business, finance & administration                          | 0       | 207,890   |
| With trades certificate                                     | 0.0%     | 8.8%      | Unemployment Rate                             | 0.0%    | 7.2%      | Natural & applied sciences                                  | 0       | 75,150    |
| With college certificate                                    | 0.0%     | 17.8%     | <b>Industry</b>                               |         |           | Health occupations                                          | 0       | 54,890    |
| With university degree                                      | 0.0%     | 29.5%     | Experienced labour force                      | 30      | 1,049,905 | Social science, education, government service & religion    | 10      | 85,980    |
| <b>People aged 35-44</b>                                    | 0        | 347,240   | Agriculture                                   | 0       | 21,725    | Art, culture, recreation & sport                            | 0       | 42,595    |
| Without high school diploma                                 | 0.0%     | 15.3%     | Manufacturing and Construction                | 10      | 152,855   | Sales and service                                           | 0       | 263,765   |
| With high school diploma                                    | 0.0%     | 23.7%     | Wholesale and retail                          | 0       | 172,545   | Trades, transport & equipment operators                     | 10      | 130,110   |
| Trades certificate                                          | 0.0%     | 11.6%     | Finance & Real Estate                         | 0       | 78,845    | Occupations unique to primary industry                      | 0       | 18,350    |
| College certificate                                         | 0.0%     | 19.7%     | Health & Education                            | 0       | 173,830   | Occupations unique to processing, manufacturing & utilities | 0       | 46,210    |
| University degree                                           | 0.0%     | 29.7%     | Business services                             | 0       | 248,265   |                                                             |         |           |
| <b>People aged 45-64</b>                                    | 70       | 483,045   | Other services                                | 10      | 201,850   |                                                             |         |           |
| Without high school diploma                                 | 50.0%    | 21.4%     |                                               |         |           |                                                             |         |           |
| With high school diploma                                    | 0.0%     | 23.0%     |                                               |         |           |                                                             |         |           |
| Trades certificate                                          | 14.3%    | 11.7%     |                                               |         |           |                                                             |         |           |
| College certificate                                         | 14.3%    | 17.0%     |                                               |         |           |                                                             |         |           |
| University degree                                           | 0.0%     | 27.0%     |                                               |         |           |                                                             |         |           |
| EARNINGS                                                    |          |           | PLACE OF WORK STATUS & MODE OF TRANSPORTATION |         |           | GVRD INTERESTS ON THIS RESERVE                              |         |           |
|                                                             | Reserve  | Region    |                                               | Reserve | Region    | None.                                                       |         |           |
| <b>Earnings (persons)</b>                                   | 40       | 1,108,045 | <b>Place of Work</b>                          |         |           |                                                             |         |           |
| <b>Average earnings (\$)</b>                                | \$22,122 | \$34,007  | Labour Force                                  | 25      | 995,320   |                                                             |         |           |
| <b>Worked full year, full time (counts)</b>                 | 15       | 555,045   | Worked                                        |         |           |                                                             |         |           |
| <b>Average earnings (worked full year, full time in \$)</b> | \$43,605 | \$46,786  | At Home                                       | 0       | 80,280    |                                                             |         |           |
|                                                             |          |           | Outside Canada                                | 0       | 9,045     |                                                             |         |           |
|                                                             |          |           | No fixed place                                | 10      | 102,595   |                                                             |         |           |
|                                                             |          |           | At usual place                                | 15      | 803,400   |                                                             |         |           |
|                                                             |          |           | <b>Total – All modes</b>                      | 20      | 905,995   |                                                             |         |           |
|                                                             |          |           | Car, truck, van                               |         |           |                                                             |         |           |
|                                                             |          |           | As driver                                     | 25      | 654,055   |                                                             |         |           |
|                                                             |          |           | As passenger                                  | 0       | 63,645    |                                                             |         |           |
|                                                             |          |           | Public transit                                | 0       | 104,015   |                                                             |         |           |
|                                                             |          |           | Walked or bicycled                            | 0       | 75,555    |                                                             |         |           |
|                                                             |          |           | Other method                                  | 0       | 8,725     |                                                             |         |           |

**Indian Reserve:** McMillan Island I.R. No. 6  
**First Nation:** Kwantlen First Nation

Page: 1 of 2

| SUMMARY STATISTICS                             |           |           | AGE AND GENDER                                                           |         |           | MARITAL STATUS                                                            |         |           |
|------------------------------------------------|-----------|-----------|--------------------------------------------------------------------------|---------|-----------|---------------------------------------------------------------------------|---------|-----------|
|                                                | Reserve   | Region    |                                                                          | Reserve | Region    |                                                                           | Reserve | Region    |
| <b>2001 Population</b>                         | 59        | 1,986,965 | <b>2001 Population</b>                                                   | 60      | 1,986,965 | <b>Population 15+ years</b>                                               | 50      | 1,641,570 |
| Share of Region                                | 0.00%     | 100%      | Male                                                                     | 58.3%   | 49.0%     | Single, never married                                                     | 30      | 556,185   |
| Urban Population                               | 0.0%      | 97.3%     | Female                                                                   | 41.7%   | 51.0%     | Legally married                                                           | 15      | 822,395   |
| Rural Population                               | 100%      | 2.7%      | <b>% Population by Age</b>                                               |         |           | Separated                                                                 | 0       | 50,115    |
| Aboriginal People                              | 84.6%     | 1.9%      | 0-14 years of age                                                        | 33.3%   | 17.4%     | Divorced                                                                  | 0       | 119,970   |
| Non-Aboriginal People                          | 15.4%     | 98.1%     | 15-64 years of age                                                       | 58.3%   | 70.4%     | Widowed                                                                   | 0       | 92,905    |
| <b>1996 Population</b>                         | 62        | 1,831,665 | 65+ years of age                                                         | 8.4%    | 12.2%     | <b>Common-law Status</b>                                                  | 40      | 1,540,485 |
| Change 1996-2001                               | -3        | 155,300   | <b>Median Age (years)</b>                                                | 30.0    | 37.4      | Not in a common-law relationship                                          |         |           |
| % Change 1996-2001                             | -4.8%     | 8.5%      | Male (years)                                                             | 31.5    | 36.7      | In a common-law relationship                                              | 10      | 101,080   |
| <b>Land Area (sq. km.)</b>                     | 1.84      | 2,878.52  | Female (years)                                                           | 28.5    | 38.1      |                                                                           |         |           |
| <b>Private Dwellings</b>                       | 22        | 786,277   | <b>% Population 15+</b>                                                  |         |           |                                                                           |         |           |
| <b>Density</b>                                 |           |           | Male                                                                     | 85.7%   | 81.8%     |                                                                           |         |           |
| People per Dwelling                            | 2.68      | 2.53      | Female                                                                   | 80.0%   | 83.4%     |                                                                           |         |           |
| People per sq.km.                              | 32.1      | 690.3     | <b>Dependency Ratio</b>                                                  | 71.4%   | 42.0%     |                                                                           |         |           |
| FAMILY CHARACTERISTICS                         |           |           | SELECTED HOUSEHOLD CHARACTERISTICS                                       |         |           | OCCUPIED PRIVATE DWELLINGS                                                |         |           |
|                                                | Reserve   | Region    |                                                                          | Reserve | Region    |                                                                           | Reserve | Region    |
| <b>Total Families</b>                          | <b>20</b> | 535,260   | Households with a couple (married or common-law) <b>with children</b>    | 10      | 219,345   | <b>Total Dwellings</b>                                                    | 20      | 1,534,335 |
| Married-couples                                | 0         | 401,385   | Households with a couple (married or common-law) <b>without children</b> | 0       | 192,285   | <b>Owned Dwellings</b>                                                    | 15      | 1,017,490 |
| Avg. No. of People                             | 0.0       | 3.2       | <b>One-person households</b>                                             | 0       | 212,055   | % Owned                                                                   | 100%    | 66.3%     |
| Common-law couples                             | 0         | 52,010    | <b>Other household types</b>                                             | 10      | 135,025   | <b>Rented Dwellings</b>                                                   | 0       | 512,365   |
| Avg. No. of People                             | 0.0       | 2.5       |                                                                          |         |           | % Rented                                                                  | 0.0%    | 33.4%     |
| Lone parents                                   | 10        | 81,865    |                                                                          |         |           | <b>Construction</b>                                                       |         |           |
| Avg. No. of People                             | 0.0       | 2.5       |                                                                          |         |           | Dwellings built before 1991                                               | 15      | 1,195,570 |
| Female lone parents                            | 0         | 67,050    |                                                                          |         |           | Dwellings constructed between 1991-2001                                   | 10      | 338,765   |
| Avg. No. of People                             | 0.0       | 2.5       |                                                                          |         |           |                                                                           |         |           |
| Male lone parents                              | 0         | 14,810    |                                                                          |         |           |                                                                           |         |           |
| Avg. No. of People                             | 0.0       | 2.4       |                                                                          |         |           |                                                                           |         |           |
| LANGUAGE(S) FIRST LEARNED AND STILL UNDERSTOOD |           |           | MOBILITY STATUS: PLACE OF RESIDENCE 1 YEAR AGO                           |         |           | MOBILITY STATUS: PLACE OF RESIDENCE 5 YEARS AGO                           |         |           |
|                                                | Reserve   | Region    |                                                                          | Reserve | Region    |                                                                           | Reserve | Region    |
| <b>Total – All Persons</b>                     | 60        | 1,967,480 | <b>Total Population 1 year and over</b>                                  | 60      | 1,946,960 | <b>Total Population 5 years and over</b>                                  | 50      | 1,861,975 |
| English Only                                   | 60        | 1,184,500 | Lived at the same address 1 year ago                                     | 55      | 1,628,945 | Lived at the same address 5 years ago                                     | 40      | 970,840   |
| French Only                                    | 0         | 24,745    | Lived within the same province/territory 1 year ago, but changed address | 10      | 253,135   | Lived within the same province/territory 5 years ago, but changed address | 10      | 656,235   |
| Both (English and French)                      | 0         | 3,425     | Lived in a different province/territory or country 1 year ago            | 0       | 64,880    | Lived in a different province/territory or country 5 years ago            | 0       | 234,905   |
| Other languages                                | 0         | 754,805   |                                                                          |         |           |                                                                           |         |           |



**Indian Reserve:** Mission I.R. No. 1  
**First Nation:** Squamish Nation

Page: 1 of 2

| SUMMARY STATISTICS                                                                      |         |           | AGE AND GENDER             |         |           | MARITAL STATUS                   |         |           |
|-----------------------------------------------------------------------------------------|---------|-----------|----------------------------|---------|-----------|----------------------------------|---------|-----------|
|                                                                                         | Reserve | Region    |                            | Reserve | Region    |                                  | Reserve | Region    |
| <b>2001 Population</b>                                                                  | 339     | 1,986,965 | <b>2001 Population</b>     | 340     | 1,986,965 | <b>Population 15+ years</b>      | 275     | 1,641,570 |
| Share of Region                                                                         | 0.02%   | 100%      | Male                       | 53.7%   | 49.0%     | Single, never married            | 130     | 556,185   |
| Urban Population                                                                        | 100%    | 97.3%     | Female                     | 46.3%   | 51.0%     | Legally married                  | 80      | 822,395   |
| Rural Population                                                                        | 0%      | 2.7%      | <b>% Population by Age</b> |         |           | Separated                        | 15      | 50,115    |
| Aboriginal People                                                                       | N/A     | 1.9%      | 0-14 years of age          | 20.6%   | 17.4%     | Divorced                         | 25      | 119,970   |
| Non-Aboriginal People                                                                   | N/A     | 98.1%     | 15-64 years of age         | 70.6%   | 70.4%     | Widowed                          | 25      | 92,905    |
| <b>1996 Population</b>                                                                  | 321     | 1,831,665 | 65+ years of age           | 8.8%    | 12.2%     | <b>Common-law Status</b>         | 240     | 1,540,485 |
| Change 1996-2001                                                                        | 18      | 155,300   | <b>Median Age (years)</b>  |         |           | Not in a common-law relationship |         |           |
| % Change 1996-2001                                                                      | 5.6%    | 8.5%      | Male (years)               | 37.4    | 37.4      | In a common-law relationship     | 35      | 101,080   |
| <b>Land Area</b> (sq. km.)                                                              | 0.16    | 2,878.52  | Female (years)             | 36.0    | 36.7      |                                  |         |           |
| <b>Private Dwellings</b>                                                                | 108     | 786,277   | Female (years)             | 38.8    | 38.1      |                                  |         |           |
| <b>Density</b>                                                                          |         |           | <b>% Population 15+</b>    |         |           |                                  |         |           |
| People per Dwelling                                                                     | 3.14    | 2.53      | Male                       | 80.9%   | 82.6%     |                                  |         |           |
| People per sq.km.                                                                       | 2,146.9 | 690.3     | Female                     | 80.6%   | 81.8%     |                                  |         |           |
|                                                                                         |         |           | Female                     | 78.1%   | 83.4%     |                                  |         |           |
|                                                                                         |         |           | <b>Dependency Ratio</b>    |         |           |                                  |         |           |
|                                                                                         |         |           |                            | 41.7%   | 42.0%     |                                  |         |           |
| GVRD INTERESTS ON THIS RESERVE                                                          |         |           |                            |         |           |                                  |         |           |
| <u>Interests</u>                                                                        |         |           |                            |         |           |                                  |         |           |
| District Function:<br>Greater Vancouver Sewerage and Drainage District (GVS&DD) / Sewer |         |           |                            |         |           |                                  |         |           |
| Facility 1: McKay Avenue Trunk Sewer                                                    |         |           |                            |         |           |                                  |         |           |
| Facility 2 North Vancouver Interceptor                                                  |         |           |                            |         |           |                                  |         |           |

**Other Census data is not available for this Indian Reserve.**

**Indian Reserve:** Musqueam I.R. No. 2  
**First Nation:** Musqueam Indian Band

Page: 1 of 2

| SUMMARY STATISTICS                             |            |           | AGE AND GENDER                                                           |         |           | MARITAL STATUS                                                            |         |           |
|------------------------------------------------|------------|-----------|--------------------------------------------------------------------------|---------|-----------|---------------------------------------------------------------------------|---------|-----------|
|                                                | Reserve    | Region    |                                                                          | Reserve | Region    |                                                                           | Reserve | Region    |
| <b>2001 Population</b>                         | 1,305      | 1,986,965 | <b>2001 Population</b>                                                   | 1,305   | 1,986,965 | <b>Population 15+ years</b>                                               | 1,080   | 1,641,570 |
| Share of Region                                | 0.06%      | 100%      | Male                                                                     | 49.2%   | 49.0%     | Single, never married                                                     | 385     | 556,185   |
| Urban Population                               | 100%       | 97.3%     | Female                                                                   | 50.8%   | 51.0%     | Legally married                                                           | 545     | 822,395   |
| Rural Population                               | 0%         | 2.7%      | <b>% Population by Age</b>                                               |         |           | Separated                                                                 | 35      | 50,115    |
| Aboriginal People                              | 40.6%      | 1.9%      | 0-14 years of age                                                        | 17.2%   | 17.4%     | Divorced                                                                  | 60      | 119,970   |
| Non-Aboriginal People                          | 59.4%      | 98.1%     | 15-64 years of age                                                       | 68.6%   | 70.4%     | Widowed                                                                   | 50      | 92,905    |
| <b>1996 Population</b>                         | 1,392      | 1,831,665 | 65+ years of age                                                         | 14.2%   | 12.2%     | <b>Common-law Status</b>                                                  | 990     | 1,540,485 |
| Change 1996-2001                               | -87        | 155,300   | <b>Median Age (years)</b>                                                | 40.2    | 37.4      | Not in a common-law relationship                                          |         |           |
| % Change 1996-2001                             | -6.3%      | 8.5%      | Male (years)                                                             | 39.4    | 36.7      | In a common-law relationship                                              | 90      | 101,080   |
| <b>Land Area (sq. km.)</b>                     | 1.91       | 2,878.52  | Female (years)                                                           | 41.5    | 38.1      |                                                                           |         |           |
| <b>Private Dwellings</b>                       | 436        | 786,277   | <b>% Population 15+</b>                                                  | 82.8%   | 82.6%     |                                                                           |         |           |
| <b>Density</b>                                 |            |           | Male                                                                     | 82.8%   | 81.8%     |                                                                           |         |           |
| People per Dwelling                            | 2.99       | 2.53      | Female                                                                   | 82.7%   | 83.4%     |                                                                           |         |           |
| People per sq.km.                              | 684.0      | 690.3     | <b>Dependency Ratio</b>                                                  | 45.8%   | 42.0%     |                                                                           |         |           |
| FAMILY CHARACTERISTICS                         |            |           | SELECTED HOUSEHOLD CHARACTERISTICS                                       |         |           | OCCUPIED PRIVATE DWELLINGS                                                |         |           |
|                                                | Reserve    | Region    |                                                                          | Reserve | Region    |                                                                           | Reserve | Region    |
| <b>Total Families</b>                          | <b>400</b> | 535,260   | Households with a couple (married or common-law) <b>with children</b>    | 115     | 219,345   | <b>Total Dwellings</b>                                                    | 425     | 1,534,335 |
| Married-couples                                | 260        | 401,385   | Households with a couple (married or common-law) <b>without children</b> | 150     | 192,285   | <b>Owned Dwellings</b>                                                    | 225     | 1,017,490 |
| Avg. No. of People                             | 3.0        | 3.2       | <b>One-person households</b>                                             | 60      | 212,055   | % Owned                                                                   | 67.2%   | 66.3%     |
| Common-law couples                             | 55         | 52,010    | <b>Other household types</b>                                             | 95      | 135,025   | <b>Rented Dwellings</b>                                                   | 110     | 512,365   |
| Avg. No. of People                             | 2.6        | 2.5       |                                                                          |         |           | % Rented                                                                  | 32.8%   | 33.4%     |
| Lone parents                                   | 85         | 81,865    |                                                                          |         |           | <b>Construction</b>                                                       |         |           |
| Avg. No. of People                             | 2.6        | 2.5       |                                                                          |         |           | Dwellings built before 1991                                               | 385     | 1,195,570 |
| Female lone parents                            | 75         | 67,050    |                                                                          |         |           | Dwellings constructed between 1991-2001                                   | 45      | 338,765   |
| Avg. No. of People                             | 2.6        | 2.5       |                                                                          |         |           |                                                                           |         |           |
| Male lone parents                              | 10         | 14,810    |                                                                          |         |           |                                                                           |         |           |
| Avg. No. of People                             | 2.5        | 2.4       |                                                                          |         |           |                                                                           |         |           |
| LANGUAGE(S) FIRST LEARNED AND STILL UNDERSTOOD |            |           | MOBILITY STATUS: PLACE OF RESIDENCE 1 YEAR AGO                           |         |           | MOBILITY STATUS: PLACE OF RESIDENCE 5 YEARS AGO                           |         |           |
|                                                | Reserve    | Region    |                                                                          | Reserve | Region    |                                                                           | Reserve | Region    |
| <b>Total – All Persons</b>                     | 1,280      | 1,967,480 | <b>Total Population 1 year and over</b>                                  | 1,275   | 1,946,960 | <b>Total Population 5 years and over</b>                                  | 1,215   | 1,861,975 |
| English Only                                   | 995        | 1,184,500 | Lived at the same address 1 year ago                                     | 1,100   | 1,628,945 | Lived at the same address 5 years ago                                     | 745     | 970,840   |
| French Only                                    | 10         | 24,745    | Lived within the same province/territory 1 year ago, but changed address | 120     | 253,135   | Lived within the same province/territory 5 years ago, but changed address | 350     | 656,235   |
| Both (English and French)                      | 0          | 3,425     | Lived in a different province/territory or country 1 year ago            | 55      | 64,880    | Lived in a different province/territory or country 5 years ago            | 120     | 234,905   |
| Other languages                                | 285        | 754,805   |                                                                          |         |           |                                                                           |         |           |

**Indian Reserve:** Musqueam I.R. No. 2  
**First Nation:** Musqueam Indian Band

Page: 2 of 2

| IMMIGRATION CHARACTERISTICS                                 |          |           | VISIBLE MINORITY STATUS                       |         |           | SCHOOL ATTENDANCE                                                                                                                                                                |         |           |
|-------------------------------------------------------------|----------|-----------|-----------------------------------------------|---------|-----------|----------------------------------------------------------------------------------------------------------------------------------------------------------------------------------|---------|-----------|
|                                                             | Reserve  | Region    |                                               | Reserve | Region    |                                                                                                                                                                                  | Reserve | Region    |
| <b>Total Population</b>                                     | 0        | 1,967,475 | <b>Total Population</b>                       | 1,280   | 1,967,475 | <b>Population 15+ years attending school full time</b>                                                                                                                           | 135     | 196,670   |
| <b>Immigrants</b>                                           | 0        | 738,550   | <b>Visible Minorities</b>                     | 155     | 725,655   | <b>Population 15+ years attending school part time</b>                                                                                                                           | 30      | 114,860   |
| % of total population                                       | 0.0%     | 37.5%     | Chinese                                       | 60      | 342,665   | Ages 15-19                                                                                                                                                                       | 70      | 94,830    |
| Non-immigrant population                                    | 0        | 1,199,760 | South Asian                                   | 30      | 164,360   | Ages 20-24                                                                                                                                                                       | 30      | 56,785    |
| Non-permanent residents                                     | 0        | 29,165    | Black                                         | 0       | 18,405    |                                                                                                                                                                                  |         |           |
|                                                             |          |           | Filipino                                      | 0       | 57,030    |                                                                                                                                                                                  |         |           |
|                                                             |          |           | Latin American                                | 0       | 18,710    |                                                                                                                                                                                  |         |           |
|                                                             |          |           | Southeast Asian                               | 0       | 28,460    |                                                                                                                                                                                  |         |           |
|                                                             |          |           | Arab                                          | 0       | 5,910     |                                                                                                                                                                                  |         |           |
|                                                             |          |           | West Asian                                    | 0       | 21,430    |                                                                                                                                                                                  |         |           |
|                                                             |          |           | Korean                                        | 60      | 28,845    |                                                                                                                                                                                  |         |           |
|                                                             |          |           | Japanese                                      | 0       | 24,025    |                                                                                                                                                                                  |         |           |
|                                                             |          |           | Others                                        | 0       | 3,320     |                                                                                                                                                                                  |         |           |
|                                                             |          |           | Multiple Responses                            | 0       | 12,495    |                                                                                                                                                                                  |         |           |
|                                                             |          |           | <b>All others</b>                             | 1,125   | 1,241,815 |                                                                                                                                                                                  |         |           |
| HIGHEST LEVEL OF SCHOOLING                                  |          |           | LABOUR FORCE AND INDUSTRY                     |         |           | OCCUPATIONS BY LABOUR FORCE                                                                                                                                                      |         |           |
|                                                             | Reserve  | Region    |                                               | Reserve | Region    |                                                                                                                                                                                  | Reserve | Region    |
| <b>People aged 20-34</b>                                    | 190      | 431,705   | <b>Labour Force</b>                           |         |           | <b>Labour Force</b>                                                                                                                                                              | 575     | 1,049,910 |
| Without high school diploma                                 | 26.3%    | 11.6%     | Participation Rate                            | 56.3%   | 66.2%     | Management occupations                                                                                                                                                           | 95      | 124,960   |
| With high school diploma                                    | 18.4%    | 32.4%     | Employment Rate                               | 51.2%   | 61.4%     | Business, finance & administration                                                                                                                                               | 105     | 207,890   |
| With trades certificate                                     | 13.2%    | 8.8%      | Unemployment Rate                             | 9.2%    | 7.2%      | Natural & applied sciences                                                                                                                                                       | 40      | 75,150    |
| With college certificate                                    | 13.2%    | 17.8%     | <b>Industry</b>                               |         |           | Health occupations                                                                                                                                                               | 30      | 54,890    |
| With university degree                                      | 26.3%    | 29.5%     | Experienced labour force                      | 575     | 1,049,905 | Social science, education, government service & religion                                                                                                                         | 65      | 85,980    |
| <b>People aged 35-44</b>                                    | 205      | 347,240   | Agriculture                                   | 15      | 21,725    | Art, culture, recreation & sport                                                                                                                                                 | 60      | 42,595    |
| Without high school diploma                                 | 19.5%    | 15.3%     | Manufacturing and Construction                | 40      | 152,855   | Sales and service                                                                                                                                                                | 120     | 263,765   |
| With high school diploma                                    | 22.0%    | 23.7%     | Wholesale and retail                          | 55      | 172,545   | Trades, transport & equipment operators                                                                                                                                          | 40      | 130,110   |
| Trades certificate                                          | 4.9%     | 11.6%     | Finance & Real Estate                         | 70      | 78,845    | Occupations unique to primary industry                                                                                                                                           | 15      | 18,350    |
| College certificate                                         | 19.5%    | 19.7%     | Health & Education                            | 125     | 173,830   | Occupations unique to processing, manufacturing & utilities                                                                                                                      | 10      | 46,210    |
| University degree                                           | 31.7%    | 29.7%     | Business services                             | 85      | 248,265   |                                                                                                                                                                                  |         |           |
| <b>People aged 45-64</b>                                    | 385      | 483,045   | Other services                                | 185     | 201,850   |                                                                                                                                                                                  |         |           |
| Without high school diploma                                 | 13.0%    | 21.4%     |                                               |         |           |                                                                                                                                                                                  |         |           |
| With high school diploma                                    | 16.9%    | 23.0%     |                                               |         |           |                                                                                                                                                                                  |         |           |
| Trades certificate                                          | 9.1%     | 11.7%     |                                               |         |           |                                                                                                                                                                                  |         |           |
| College certificate                                         | 10.4%    | 17.0%     |                                               |         |           |                                                                                                                                                                                  |         |           |
| University degree                                           | 50.6%    | 27.0%     |                                               |         |           |                                                                                                                                                                                  |         |           |
| EARNINGS                                                    |          |           | PLACE OF WORK STATUS & MODE OF TRANSPORTATION |         |           | GVRD INTERESTS ON THIS RESERVE                                                                                                                                                   |         |           |
|                                                             | Reserve  | Region    |                                               | Reserve | Region    | <u>Interests</u>                                                                                                                                                                 |         |           |
| <b>Earnings (persons)</b>                                   | 585      | 1,108,045 | <b>Place of Work</b>                          |         |           | District Function:<br>Greater Vancouver Sewerage and Drainage District (GVS&DD) / Sewer                                                                                          |         |           |
| <b>Average earnings (\$)</b>                                | \$42,328 | \$34,007  | Labour Force Worked                           | 545     | 995,320   | Facility 1: Highbury Interceptor                                                                                                                                                 |         |           |
|                                                             |          |           | At Home                                       | 70      | 80,280    | Facility 2: North Arm Interceptor (Tenure: Statutory Right-of-Way)                                                                                                               |         |           |
| <b>Worked full year, full time (counts)</b>                 | 265      | 555,045   | Outside Canada                                | 0       | 9,045     | Notes:<br>Musqueam receives water and sewer services through the City of Vancouver and is currently in the process of negotiating a long-term servicing agreement with the City. |         |           |
| <b>Average earnings (worked full year, full time in \$)</b> | \$57,074 | \$46,786  | No fixed place                                | 45      | 102,595   |                                                                                                                                                                                  |         |           |
|                                                             |          |           | At usual place                                | 425     | 803,400   |                                                                                                                                                                                  |         |           |
|                                                             |          |           | <b>Total – All modes</b>                      | 470     | 905,995   |                                                                                                                                                                                  |         |           |
|                                                             |          |           | Car, truck, van                               |         |           |                                                                                                                                                                                  |         |           |
|                                                             |          |           | As driver                                     | 400     | 654,055   |                                                                                                                                                                                  |         |           |
|                                                             |          |           | As passenger                                  | 10      | 63,645    |                                                                                                                                                                                  |         |           |
|                                                             |          |           | Public transit                                | 15      | 104,015   |                                                                                                                                                                                  |         |           |
|                                                             |          |           | Walked or bicycled                            | 45      | 75,555    |                                                                                                                                                                                  |         |           |
|                                                             |          |           | Other method                                  | 10      | 8,725     |                                                                                                                                                                                  |         |           |

**Indian Reserve:** Musqueam I.R. No. 4  
**First Nation:** Musqueam Indian Band

Page: 1 of 1

| SUMMARY STATISTICS         |         |           | GVRD INTERESTS ON THIS RESERVE |
|----------------------------|---------|-----------|--------------------------------|
|                            | Reserve | Region    | None.                          |
| <b>2001 Population</b>     | 5       | 1,986,965 |                                |
| Share of Region            | 0.00%   | 100%      |                                |
| Urban Population           | 0.0%    | 97.3%     |                                |
| Rural Population           | 100%    | 2.7%      |                                |
| Aboriginal People          | N/A     | 1.9%      |                                |
| Non-Aboriginal People      | N/A     | 98.1%     |                                |
| <b>1996 Population</b>     | 7       | 1,831,665 |                                |
| Change 1996-2001           | -2      | 155,300   |                                |
| % Change 1996-2001         | -28.6%  | 8.5%      |                                |
| <b>Land Area</b> (sq. km.) | 0.60    | 2,878.52  |                                |
| <b>Private Dwellings</b>   | 2       | 786,277   |                                |
| <b>Density</b>             |         |           |                                |
| People per Dwelling        | 2.50    | 2.53      |                                |
| People per sq.km.          | 8.4     | 690.3     |                                |

**Other Census data is not available for this Indian Reserve.**

**Indian Reserve:** Semiahmoo I.R.  
**First Nation:** Semiahmoo First Nation

Page: 1 of 2

| SUMMARY STATISTICS                             |           |           | AGE AND GENDER                                                           |         |           | MARITAL STATUS                                                            |         |           |
|------------------------------------------------|-----------|-----------|--------------------------------------------------------------------------|---------|-----------|---------------------------------------------------------------------------|---------|-----------|
|                                                | Reserve   | Region    |                                                                          | Reserve | Region    |                                                                           | Reserve | Region    |
| <b>2001 Population</b>                         | 131       | 1,986,965 | <b>2001 Population</b>                                                   | 130     | 1,986,965 | <b>Population 15+ years</b>                                               | 110     | 1,641,570 |
| Share of Region                                | 0.00%     | 100%      | Male                                                                     | 53.8%   | 49.0%     | Single, never married                                                     | 60      | 556,185   |
| Urban Population                               | 0.0%      | 97.3%     | Female                                                                   | 46.2%   | 51.0%     | Legally married                                                           | 30      | 822,395   |
| Rural Population                               | 100%      | 2.7%      | <b>% Population by Age</b>                                               |         |           | Separated                                                                 | 5       | 50,115    |
| Aboriginal People                              | 38.5%     | 1.9%      | 0-14 years of age                                                        | 19.2%   | 17.4%     | Divorced                                                                  | 10      | 119,970   |
| Non-Aboriginal People                          | 61.5%     | 98.1%     | 15-64 years of age                                                       | 65.4%   | 70.4%     | Widowed                                                                   | 0       | 92,905    |
| <b>1996 Population</b>                         | 200       | 1,831,665 | 65+ years of age                                                         | 15.4%   | 12.2%     | <b>Common-law Status</b>                                                  | 90      | 1,540,485 |
| Change 1996-2001                               | 69        | 155,300   | <b>Median Age (years)</b>                                                | 42.5    | 37.4      | Not in a common-law relationship                                          |         |           |
| % Change 1996-2001                             | -34.5%    | 8.5%      | Male (years)                                                             | 45.3    | 36.7      | In a common-law relationship                                              | 20      | 101,080   |
| <b>Land Area (sq. km.)</b>                     | 1.28      | 2,878.52  | Female (years)                                                           | 38.0    | 38.1      |                                                                           |         |           |
| <b>Private Dwellings</b>                       | 168       | 786,277   | <b>% Population 15+</b>                                                  | 81.5%   | 82.6%     |                                                                           |         |           |
| <b>Density</b>                                 |           |           | Male                                                                     | 92.9%   | 81.8%     |                                                                           |         |           |
| People per Dwelling                            | 0.78      | 2.53      | Female                                                                   | 75.0%   | 83.4%     |                                                                           |         |           |
| People per sq.km.                              | 102.3     | 690.3     | <b>Dependency Ratio</b>                                                  | 52.9%   | 42.0%     |                                                                           |         |           |
| FAMILY CHARACTERISTICS                         |           |           | SELECTED HOUSEHOLD CHARACTERISTICS                                       |         |           | OCCUPIED PRIVATE DWELLINGS                                                |         |           |
|                                                | Reserve   | Region    |                                                                          | Reserve | Region    |                                                                           | Reserve | Region    |
| <b>Total Families</b>                          | <b>30</b> | 535,260   | Households with a couple (married or common-law) <b>with children</b>    | 10      | 219,345   | <b>Total Dwellings</b>                                                    | 65      | 1,534,335 |
| Married-couples                                | 15        | 401,385   | Households with a couple (married or common-law) <b>without children</b> | 15      | 192,285   | <b>Owned Dwellings</b>                                                    | 60      | 1,017,490 |
| Avg. No. of People                             | 2.7       | 3.2       | <b>One-person households</b>                                             | 35      | 212,055   | % Owned                                                                   | 100%    | 66.3%     |
| Common-law couples                             | 10        | 52,010    | <b>Other household types</b>                                             | 10      | 135,025   | <b>Rented Dwellings</b>                                                   | 0       | 512,365   |
| Avg. No. of People                             | 2.5       | 2.5       |                                                                          |         |           | % Rented                                                                  | 0.0%    | 33.4%     |
| Lone parents                                   | 10        | 81,865    |                                                                          |         |           | <b>Construction</b>                                                       |         |           |
| Avg. No. of People                             | 0.0       | 2.5       |                                                                          |         |           | Dwellings built before 1991                                               | 65      | 1,195,570 |
| Female lone parents                            | 10        | 67,050    |                                                                          |         |           | Dwellings constructed between 1991-2001                                   | 0       | 338,765   |
| Avg. No. of People                             | 0.0       | 2.5       |                                                                          |         |           |                                                                           |         |           |
| Male lone parents                              | 0         | 14,810    |                                                                          |         |           |                                                                           |         |           |
| Avg. No. of People                             | 0.0       | 2.4       |                                                                          |         |           |                                                                           |         |           |
| LANGUAGE(S) FIRST LEARNED AND STILL UNDERSTOOD |           |           | MOBILITY STATUS: PLACE OF RESIDENCE 1 YEAR AGO                           |         |           | MOBILITY STATUS: PLACE OF RESIDENCE 5 YEARS AGO                           |         |           |
|                                                | Reserve   | Region    |                                                                          | Reserve | Region    |                                                                           | Reserve | Region    |
| <b>Total – All Persons</b>                     | 130       | 1,967,480 | <b>Total Population 1 year and over</b>                                  | 130     | 1,946,960 | <b>Total Population 5 years and over</b>                                  | 125     | 1,861,975 |
| English Only                                   | 125       | 1,184,500 | Lived at the same address 1 year ago                                     | 120     | 1,628,945 | Lived at the same address 5 years ago                                     | 85      | 970,840   |
| French Only                                    | 0         | 24,745    | Lived within the same province/territory 1 year ago, but changed address | 10      | 253,135   | Lived within the same province/territory 5 years ago, but changed address | 40      | 656,235   |
| Both (English and French)                      | 0         | 3,425     | Lived in a different province/territory or country 1 year ago            | 0       | 64,880    | Lived in a different province/territory or country 5 years ago            | 10      | 234,905   |
| Other languages                                | 0         | 754,805   |                                                                          |         |           |                                                                           |         |           |

**Indian Reserve:** Semiahmoo I.R.  
**First Nation:** Semiahmoo First Nation

Page: 2 of 2

| IMMIGRATION CHARACTERISTICS                                 |         |           | VISIBLE MINORITY STATUS                       |         |           | SCHOOL ATTENDANCE                                           |         |           |
|-------------------------------------------------------------|---------|-----------|-----------------------------------------------|---------|-----------|-------------------------------------------------------------|---------|-----------|
|                                                             | Reserve | Region    |                                               | Reserve | Region    |                                                             | Reserve | Region    |
| <b>Total Population</b>                                     | 0       | 1,967,475 | <b>Total Population</b>                       | 130     | 1,967,475 | <b>Population 15+ years attending school full time</b>      | 10      | 196,670   |
| <b>Immigrants</b>                                           | 0       | 738,550   | <b>Visible Minorities</b>                     | 0       | 725,655   | Ages 15-19                                                  | 10      | 94,830    |
| % of total population                                       | 0.0%    | 37.5%     | Chinese                                       | 0       | 342,665   | Ages 20-24                                                  | 10      | 56,785    |
| Non-immigrant population                                    | 0       | 1,199,760 | South Asian                                   | 0       | 164,360   | <b>Population 15+ years attending school part time</b>      | 0       | 114,860   |
| Non-permanent residents                                     | 0       | 29,165    | Black                                         | 0       | 18,405    | Ages 15-19                                                  | 0       | 7,615     |
|                                                             |         |           | Filipino                                      | 0       | 57,030    | Ages 20-24                                                  | 0       | 18,960    |
|                                                             |         |           | Latin American                                | 0       | 18,710    |                                                             |         |           |
|                                                             |         |           | Southeast Asian                               | 0       | 28,460    |                                                             |         |           |
|                                                             |         |           | Arab                                          | 0       | 5,910     |                                                             |         |           |
|                                                             |         |           | West Asian                                    | 0       | 21,430    |                                                             |         |           |
|                                                             |         |           | Korean                                        | 0       | 28,845    |                                                             |         |           |
|                                                             |         |           | Japanese                                      | 0       | 24,025    |                                                             |         |           |
|                                                             |         |           | Others                                        | 0       | 3,320     |                                                             |         |           |
|                                                             |         |           | Multiple Responses                            | 0       | 12,495    |                                                             |         |           |
|                                                             |         |           | <b>All others</b>                             | 130     | 1,241,815 |                                                             |         |           |
| HIGHEST LEVEL OF SCHOOLING                                  |         |           | LABOUR FORCE AND INDUSTRY                     |         |           | OCCUPATIONS BY LABOUR FORCE                                 |         |           |
|                                                             | Reserve | Region    |                                               | Reserve | Region    |                                                             | Reserve | Region    |
| <b>People aged 20-34</b>                                    | 20      | 431,705   | <b>Labour Force</b>                           |         |           | <b>Labour Force</b>                                         | 65      | 1,049,910 |
| Without high school diploma                                 | 50.0%   | 11.6%     | Participation Rate                            | 59.1%   | 66.2%     | Management occupations                                      | 0       | 124,960   |
| With high school diploma                                    | 50.0%   | 32.4%     | Employment Rate                               | 50.0%   | 61.4%     | Business, finance & administration                          | 10      | 207,890   |
| With trades certificate                                     | 0.0%    | 8.8%      | Unemployment Rate                             | 23.1%   | 7.2%      | Natural & applied sciences                                  | 10      | 75,150    |
| With college certificate                                    | 0.0%    | 17.8%     | <b>Industry</b>                               |         |           | Health occupations                                          | 0       | 54,890    |
| With university degree                                      | 0.0%    | 29.5%     | Experienced labour force                      | 65      | 1,049,905 | Social science, education, government service & religion    | 0       | 85,980    |
| <b>People aged 35-44</b>                                    | 20      | 347,240   | Agriculture                                   | 0       | 21,725    | Art, culture, recreation & sport                            | 0       | 42,595    |
| Without high school diploma                                 | 0.0%    | 15.3%     | Manufacturing and Construction                | 10      | 152,855   | Sales and service                                           | 20      | 263,765   |
| With high school diploma                                    | 0.0%    | 23.7%     | Wholesale and retail                          | 0       | 172,545   | Trades, transport & equipment operators                     | 10      | 130,110   |
| Trades certificate                                          | 0.0%    | 11.6%     | Finance & Real Estate                         | 0       | 78,845    | Occupations unique to primary industry                      | 10      | 18,350    |
| College certificate                                         | 50.0%   | 19.7%     | Health & Education                            | 10      | 173,830   | Occupations unique to processing, manufacturing & utilities | 0       | 46,210    |
| University degree                                           | 0.0%    | 29.7%     | Business services                             | 20      | 248,265   |                                                             |         |           |
| <b>People aged 45-64</b>                                    | 45      | 483,045   | Other services                                | 20      | 201,850   |                                                             |         |           |
| Without high school diploma                                 | 0.0%    | 21.4%     |                                               |         |           |                                                             |         |           |
| With high school diploma                                    | 33.3%   | 23.0%     |                                               |         |           |                                                             |         |           |
| Trades certificate                                          | 0.0%    | 11.7%     |                                               |         |           |                                                             |         |           |
| College certificate                                         | 22.2%   | 17.0%     |                                               |         |           |                                                             |         |           |
| University degree                                           | 0.0%    | 27.0%     |                                               |         |           |                                                             |         |           |
| EARNINGS                                                    |         |           | PLACE OF WORK STATUS & MODE OF TRANSPORTATION |         |           | GVRD INTERESTS ON THIS RESERVE                              |         |           |
|                                                             | Reserve | Region    |                                               | Reserve | Region    | None.                                                       |         |           |
| <b>Earnings (persons)</b>                                   | 0       | 1,108,045 | <b>Place of Work</b>                          |         |           |                                                             |         |           |
| <b>Average earnings (\$)</b>                                | \$0     | \$34,007  | Labour Force Worked                           | 55      | 995,320   |                                                             |         |           |
| <b>Worked full year, full time (counts)</b>                 | 0       | 555,045   | At Home                                       | 10      | 80,280    |                                                             |         |           |
| <b>Average earnings (worked full year, full time in \$)</b> | \$0     | \$46,786  | Outside Canada                                | 0       | 9,045     |                                                             |         |           |
|                                                             |         |           | No fixed place                                | 20      | 102,595   |                                                             |         |           |
|                                                             |         |           | At usual place                                | 30      | 803,400   |                                                             |         |           |
|                                                             |         |           | <b>Total – All modes</b>                      | 45      | 905,995   |                                                             |         |           |
|                                                             |         |           | Car, truck, van                               |         |           |                                                             |         |           |
|                                                             |         |           | As driver                                     | 35      | 654,055   |                                                             |         |           |
|                                                             |         |           | As passenger                                  | 10      | 63,645    |                                                             |         |           |
|                                                             |         |           | Public transit                                | 10      | 104,015   |                                                             |         |           |
|                                                             |         |           | Walked or bicycled                            | 0       | 75,555    |                                                             |         |           |
|                                                             |         |           | Other method                                  | 0       | 8,725     |                                                             |         |           |

**Indian Reserve:** Seymour Creek I.R. No. 2  
**First Nation:** Squamish Nation

Page: 1 of 2

| SUMMARY STATISTICS                             |         |           | AGE AND GENDER                                                           |         |           | MARITAL STATUS                                                            |         |           |
|------------------------------------------------|---------|-----------|--------------------------------------------------------------------------|---------|-----------|---------------------------------------------------------------------------|---------|-----------|
|                                                | Reserve | Region    |                                                                          | Reserve | Region    |                                                                           | Reserve | Region    |
| <b>2001 Population</b>                         | 54      | 1,986,965 | <b>2001 Population</b>                                                   | 55      | 1,986,965 | <b>Population 15+ years</b>                                               | 50      | 1,641,570 |
| Share of Region                                | 0.00%   | 100%      | Male                                                                     | 63.6%   | 49.0%     | Single, never married                                                     | 25      | 556,185   |
| Urban Population                               | 100%    | 97.3%     | Female                                                                   | 36.4%   | 51.0%     | Legally married                                                           | 15      | 822,395   |
| Rural Population                               | 0%      | 2.7%      | <b>% Population by Age</b>                                               |         |           | Separated                                                                 | 0       | 50,115    |
| Aboriginal People                              | 50.0%   | 1.9%      | 0-14 years of age                                                        | 9.1%    | 17.4%     | Divorced                                                                  | 10      | 119,970   |
| Non-Aboriginal People                          | 50.0%   | 98.1%     | 15-64 years of age                                                       | 81.2%   | 70.4%     | Widowed                                                                   | 5       | 92,905    |
| <b>1996 Population</b>                         | 33      | 1,831,665 | 65+ years of age                                                         | 9.1%    | 12.2%     | <b>Common-law Status</b>                                                  | 45      | 1,540,485 |
| Change 1996-2001                               | 21      | 155,300   | <b>Median Age (years)</b>                                                | 39.3    | 37.4      | Not in a common-law relationship                                          |         |           |
| % Change 1996-2001                             | 63.6%   | 8.5%      | Male (years)                                                             | 40.5    | 36.7      | In a common-law relationship                                              | 10      | 101,080   |
| <b>Land Area (sq. km.)</b>                     | 0.67    | 2,878.52  | Female (years)                                                           | 26.5    | 38.1      |                                                                           |         |           |
| <b>Private Dwellings</b>                       | 21      | 786,277   | <b>% Population 15+</b>                                                  | 90.9%   | 82.6%     |                                                                           |         |           |
| <b>Density</b>                                 |         |           | Male                                                                     | 100%    | 81.8%     |                                                                           |         |           |
| People per Dwelling                            | 2.57    | 2.53      | Female                                                                   | 75.0%   | 83.4%     |                                                                           |         |           |
| People per sq.km.                              | 80.8    | 690.3     | <b>Dependency Ratio</b>                                                  | 22.2%   | 42.0%     |                                                                           |         |           |
| FAMILY CHARACTERISTICS                         |         |           | SELECTED HOUSEHOLD CHARACTERISTICS                                       |         |           | OCCUPIED PRIVATE DWELLINGS                                                |         |           |
|                                                | Reserve | Region    |                                                                          | Reserve | Region    |                                                                           | Reserve | Region    |
| <b>Total Families</b>                          | 15      | 535,260   | Households with a couple (married or common-law) <b>with children</b>    | 0       | 219,345   | <b>Total Dwellings</b>                                                    | 20      | 1,534,335 |
| Married-couples                                | 0       | 401,385   | Households with a couple (married or common-law) <b>without children</b> | 0       | 192,285   | <b>Owned Dwellings</b>                                                    | 15      | 1,017,490 |
| Avg. No. of People                             | 0.0     | 3.2       | <b>One-person households</b>                                             | 10      | 212,055   | % Owned                                                                   | 100%    | 66.3%     |
| Common-law couples                             | 0       | 52,010    | <b>Other household types</b>                                             | 15      | 135,025   | <b>Rented Dwellings</b>                                                   | 0       | 512,365   |
| Avg. No. of People                             | 0.0     | 2.5       |                                                                          |         |           | % Rented                                                                  | 0.0%    | 33.4%     |
| Lone parents                                   | 15      | 81,865    |                                                                          |         |           | <b>Construction</b>                                                       |         |           |
| Avg. No. of People                             | 2.0     | 2.5       |                                                                          |         |           | Dwellings built before 1991                                               | 15      | 1,195,570 |
| Female lone parents                            | 0       | 67,050    |                                                                          |         |           | Dwellings constructed between 1991-2001                                   | 0       | 338,765   |
| Avg. No. of People                             | 0.0     | 2.5       |                                                                          |         |           |                                                                           |         |           |
| Male lone parents                              | 10      | 14,810    |                                                                          |         |           |                                                                           |         |           |
| Avg. No. of People                             | 0.0     | 2.4       |                                                                          |         |           |                                                                           |         |           |
| LANGUAGE(S) FIRST LEARNED AND STILL UNDERSTOOD |         |           | MOBILITY STATUS: PLACE OF RESIDENCE 1 YEAR AGO                           |         |           | MOBILITY STATUS: PLACE OF RESIDENCE 5 YEARS AGO                           |         |           |
|                                                | Reserve | Region    |                                                                          | Reserve | Region    |                                                                           | Reserve | Region    |
| <b>Total – All Persons</b>                     | 55      | 1,967,480 | <b>Total Population 1 year and over</b>                                  | 50      | 1,946,960 | <b>Total Population 5 years and over</b>                                  | 55      | 1,861,975 |
| English Only                                   | 40      | 1,184,500 | Lived at the same address 1 year ago                                     | 50      | 1,628,945 | Lived at the same address 5 years ago                                     | 40      | 970,840   |
| French Only                                    | 0       | 24,745    | Lived within the same province/territory 1 year ago, but changed address | 0       | 253,135   | Lived within the same province/territory 5 years ago, but changed address | 15      | 656,235   |
| Both (English and French)                      | 0       | 3,425     | Lived in a different province/territory or country 1 year ago            | 0       | 64,880    | Lived in a different province/territory or country 5 years ago            | 0       | 234,905   |
| Other languages                                | 10      | 754,805   |                                                                          |         |           |                                                                           |         |           |



**Indian Reserve:** Tsawwassen I.R. No. 0  
**First Nation:** Tsawwassen First Nation

Page: 1 of 2

| SUMMARY STATISTICS                             |            |           | AGE AND GENDER                                                           |         |           | MARITAL STATUS                                                            |         |           |
|------------------------------------------------|------------|-----------|--------------------------------------------------------------------------|---------|-----------|---------------------------------------------------------------------------|---------|-----------|
|                                                | Reserve    | Region    |                                                                          | Reserve | Region    |                                                                           | Reserve | Region    |
| <b>2001 Population</b>                         | 474        | 1,986,965 | <b>2001 Population</b>                                                   | 470     | 1,986,965 | <b>Population 15+ years</b>                                               | 370     | 1,641,570 |
| Share of Region                                | 0.02%      | 100%      | Male                                                                     | 51.6%   | 49.0%     | Single, never married                                                     | 135     | 556,185   |
| Urban Population                               | 100%       | 97.3%     | Female                                                                   | 48.4%   | 51.0%     | Legally married                                                           | 185     | 822,395   |
| Rural Population                               | 0%         | 2.7%      | <b>% Population by Age</b>                                               |         |           | Separated                                                                 | 10      | 50,115    |
| Aboriginal People                              | 43.8%      | 1.9%      | 0-14 years of age                                                        | 23.4%   | 17.4%     | Divorced                                                                  | 30      | 119,970   |
| Non-Aboriginal People                          | 56.2%      | 98.1%     | 15-64 years of age                                                       | 66.0%   | 70.4%     | Widowed                                                                   | 15      | 92,905    |
| <b>1996 Population</b>                         | 512        | 1,831,665 | 65+ years of age                                                         | 10.6%   | 12.2%     | <b>Common-law Status</b>                                                  | 320     | 1,540,485 |
| Change 1996-2001                               | 38         | 155,300   | <b>Median Age (years)</b>                                                | 39.8    | 37.4      | Not in a common-law relationship                                          |         |           |
| % Change 1996-2001                             | -7.4%      | 8.5%      | Male (years)                                                             | 39.7    | 36.7      | In a common-law relationship                                              | 50      | 101,080   |
| <b>Land Area (sq. km.)</b>                     | 1.95       | 2,878.52  | Female (years)                                                           | 39.9    | 38.1      |                                                                           |         |           |
| <b>Private Dwellings</b>                       | 167        | 786,277   | <b>% Population 15+</b>                                                  |         |           |                                                                           |         |           |
| <b>Density</b>                                 |            |           | Male                                                                     | 77.1%   | 81.8%     |                                                                           |         |           |
| People per Dwelling                            | 2.84       | 2.53      | Female                                                                   | 78.7%   | 83.4%     |                                                                           |         |           |
| People per sq.km.                              | 243.4      | 690.3     | <b>Dependency Ratio</b>                                                  | 51.6%   | 42.0%     |                                                                           |         |           |
| FAMILY CHARACTERISTICS                         |            |           | SELECTED HOUSEHOLD CHARACTERISTICS                                       |         |           | OCCUPIED PRIVATE DWELLINGS                                                |         |           |
|                                                | Reserve    | Region    |                                                                          | Reserve | Region    |                                                                           | Reserve | Region    |
| <b>Total Families</b>                          | <b>130</b> | 535,260   | Households with a couple (married or common-law) <b>with children</b>    | 75      | 219,345   | <b>Total Dwellings</b>                                                    | 165     | 1,534,335 |
| Married-couples                                | 95         | 401,385   | Households with a couple (married or common-law) <b>without children</b> | 30      | 192,285   | <b>Owned Dwellings</b>                                                    | 145     | 1,017,490 |
| Avg. No. of People                             | 3.3        | 3.2       | <b>One-person households</b>                                             | 35      | 212,055   | % Owned                                                                   | 93.5%   | 66.3%     |
| Common-law couples                             | 20         | 52,010    | <b>Other household types</b>                                             | 25      | 135,025   | <b>Rented Dwellings</b>                                                   | 10      | 512,365   |
| Avg. No. of People                             | 3.2        | 2.5       |                                                                          |         |           | % Rented                                                                  | 6.5%    | 33.4%     |
| Lone parents                                   | 20         | 81,865    |                                                                          |         |           | <b>Construction</b>                                                       |         |           |
| Avg. No. of People                             | 2.5        | 2.5       |                                                                          |         |           | Dwellings built before 1991                                               | 105     | 1,195,570 |
| Female lone parents                            | 15         | 67,050    |                                                                          |         |           | Dwellings constructed between 1991-2001                                   | 60      | 338,765   |
| Avg. No. of People                             | 2.2        | 2.5       |                                                                          |         |           |                                                                           |         |           |
| Male lone parents                              | 10         | 14,810    |                                                                          |         |           |                                                                           |         |           |
| Avg. No. of People                             | 0.0        | 2.4       |                                                                          |         |           |                                                                           |         |           |
| LANGUAGE(S) FIRST LEARNED AND STILL UNDERSTOOD |            |           | MOBILITY STATUS: PLACE OF RESIDENCE 1 YEAR AGO                           |         |           | MOBILITY STATUS: PLACE OF RESIDENCE 5 YEARS AGO                           |         |           |
|                                                | Reserve    | Region    |                                                                          | Reserve | Region    |                                                                           | Reserve | Region    |
| <b>Total – All Persons</b>                     | 475        | 1,967,480 | <b>Total Population 1 year and over</b>                                  | 470     | 1,946,960 | <b>Total Population 5 years and over</b>                                  | 450     | 1,861,975 |
| English Only                                   | 450        | 1,184,500 | Lived at the same address 1 year ago                                     | 375     | 1,628,945 | Lived at the same address 5 years ago                                     | 295     | 970,840   |
| French Only                                    | 10         | 24,745    | Lived within the same province/territory 1 year ago, but changed address | 95      | 253,135   | Lived within the same province/territory 5 years ago, but changed address | 150     | 656,235   |
| Both (English and French)                      | 0          | 3,425     | Lived in a different province/territory or country 1 year ago            | 0       | 64,880    | Lived in a different province/territory or country 5 years ago            | 0       | 234,905   |
| Other languages                                | 20         | 754,805   |                                                                          |         |           |                                                                           |         |           |

**Indian Reserve:** Tsawwassen I.R. No. 0  
**First Nation:** Tsawwassen First Nation

Page: 2 of 2

| IMMIGRATION CHARACTERISTICS                                 |          |           | VISIBLE MINORITY STATUS                       |         |           | SCHOOL ATTENDANCE                                           |         |           |
|-------------------------------------------------------------|----------|-----------|-----------------------------------------------|---------|-----------|-------------------------------------------------------------|---------|-----------|
|                                                             | Reserve  | Region    |                                               | Reserve | Region    |                                                             | Reserve | Region    |
| <b>Total Population</b>                                     | 0        | 1,967,475 | <b>Total Population</b>                       | 480     | 1,967,475 | <b>Population 15+ years attending school full time</b>      | 55      | 196,670   |
| <b>Immigrants</b>                                           | 0        | 738,550   | <b>Visible Minorities</b>                     | 0       | 725,655   | <b>Population 15+ years attending school part time</b>      | 35      | 114,860   |
| % of total population                                       | 0.0%     | 37.5%     | Chinese                                       | 0       | 342,665   | Ages 15-19                                                  | 40      | 94,830    |
| Non-immigrant population                                    | 0        | 1,199,760 | South Asian                                   | 0       | 164,360   | Ages 20-24                                                  | 10      | 56,785    |
| Non-permanent residents                                     | 0        | 29,165    | Black                                         | 0       | 18,405    |                                                             |         |           |
|                                                             |          |           | Filipino                                      | 0       | 57,030    |                                                             |         |           |
|                                                             |          |           | Latin American                                | 0       | 18,710    |                                                             |         |           |
|                                                             |          |           | Southeast Asian                               | 0       | 28,460    |                                                             |         |           |
|                                                             |          |           | Arab                                          | 0       | 5,910     |                                                             |         |           |
|                                                             |          |           | West Asian                                    | 0       | 21,430    |                                                             |         |           |
|                                                             |          |           | Korean                                        | 0       | 28,845    |                                                             |         |           |
|                                                             |          |           | Japanese                                      | 0       | 24,025    |                                                             |         |           |
|                                                             |          |           | Others                                        | 0       | 3,320     |                                                             |         |           |
|                                                             |          |           | Multiple Responses                            | 0       | 12,495    |                                                             |         |           |
|                                                             |          |           | <b>All others</b>                             | 480     | 1,241,815 |                                                             |         |           |
| HIGHEST LEVEL OF SCHOOLING                                  |          |           | LABOUR FORCE AND INDUSTRY                     |         |           | OCCUPATIONS BY LABOUR FORCE                                 |         |           |
|                                                             | Reserve  | Region    |                                               | Reserve | Region    |                                                             | Reserve | Region    |
| <b>People aged 20-34</b>                                    | 70       | 431,705   | <b>Labour Force</b>                           |         |           | <b>Labour Force</b>                                         | 265     | 1,049,910 |
| Without high school diploma                                 | 42.9%    | 11.6%     | Participation Rate                            | 70.5%   | 66.2%     | Management occupations                                      | 55      | 124,960   |
| With high school diploma                                    | 21.4%    | 32.4%     | Employment Rate                               | 67.5%   | 61.4%     | Business, finance & administration                          | 45      | 207,890   |
| With trades certificate                                     | 0.0%     | 8.8%      | Unemployment Rate                             | 73.7%   | 7.2%      | Natural & applied sciences                                  | 25      | 75,150    |
| With college certificate                                    | 14.3%    | 17.8%     | <b>Industry</b>                               |         |           | Health occupations                                          | 0       | 54,890    |
| With university degree                                      | 14.3%    | 29.5%     | Experienced labour force                      | 265     | 1,049,905 | Social science, education, government service & religion    | 30      | 85,980    |
| <b>People aged 35-44</b>                                    | 55       | 347,240   | Agriculture                                   | 0       | 21,725    | Art, culture, recreation & sport                            | 10      | 42,595    |
| Without high school diploma                                 | 54.5%    | 15.3%     | Manufacturing and Construction                | 35      | 152,855   | Sales and service                                           | 70      | 263,765   |
| With high school diploma                                    | 18.2%    | 23.7%     | Wholesale and retail                          | 70      | 172,545   | Trades, transport & equipment operators                     | 15      | 130,110   |
| Trades certificate                                          | 18.2%    | 11.6%     | Finance & Real Estate                         | 10      | 78,845    | Occupations unique to primary industry                      | 15      | 18,350    |
| College certificate                                         | 0.0%     | 19.7%     | Health & Education                            | 30      | 173,830   | Occupations unique to processing, manufacturing & utilities | 0       | 46,210    |
| University degree                                           | 18.2%    | 29.7%     | Business services                             | 45      | 248,265   |                                                             |         |           |
| <b>People aged 45-64</b>                                    | 165      | 483,045   | Other services                                | 65      | 201,850   |                                                             |         |           |
| Without high school diploma                                 | 24.2 %   | 21.4%     |                                               |         |           |                                                             |         |           |
| With high school diploma                                    | 33.3%    | 23.0%     |                                               |         |           |                                                             |         |           |
| Trades certificate                                          | 6.1%     | 11.7%     |                                               |         |           |                                                             |         |           |
| College certificate                                         | 6.1%     | 17.0%     |                                               |         |           |                                                             |         |           |
| University degree                                           | 36.4%    | 27.0%     |                                               |         |           |                                                             |         |           |
| EARNINGS                                                    |          |           | PLACE OF WORK STATUS & MODE OF TRANSPORTATION |         |           | GVRD INTERESTS ON THIS RESERVE                              |         |           |
|                                                             | Reserve  | Region    |                                               | Reserve | Region    | None.                                                       |         |           |
| <b>Earnings (persons)</b>                                   | 270      | 1,108,045 | <b>Place of Work</b>                          |         |           |                                                             |         |           |
| <b>Average earnings (\$)</b>                                | \$44,017 | \$34,007  | Labour Force                                  | 260     | 995,320   |                                                             |         |           |
| <b>Worked full year, full time (counts)</b>                 | 155      | 555,045   | Worked                                        |         |           |                                                             |         |           |
| <b>Average earnings (worked full year, full time in \$)</b> | \$50,599 | \$46,786  | At Home                                       | 25      | 80,280    |                                                             |         |           |
|                                                             |          |           | Outside Canada                                | 0       | 9,045     |                                                             |         |           |
|                                                             |          |           | No fixed place                                | 15      | 102,595   |                                                             |         |           |
|                                                             |          |           | At usual place                                | 220     | 803,400   |                                                             |         |           |
|                                                             |          |           | <b>Total – All modes</b>                      | 235     | 905,995   |                                                             |         |           |
|                                                             |          |           | Car, truck, van                               |         |           |                                                             |         |           |
|                                                             |          |           | As driver                                     | 190     | 654,055   |                                                             |         |           |
|                                                             |          |           | As passenger                                  | 10      | 63,645    |                                                             |         |           |
|                                                             |          |           | Public transit                                | 0       | 104,015   |                                                             |         |           |
|                                                             |          |           | Walked or bicycled                            | 25      | 75,555    |                                                             |         |           |
|                                                             |          |           | Other method                                  | 0       | 8,725     |                                                             |         |           |

**Indian Reserve:** Whonnock I.R. No. 1  
**First Nation:** Kwantlen First Nation

Page: 1 of 1

| SUMMARY STATISTICS         |         |           | GVRD INTERESTS ON THIS RESERVE |
|----------------------------|---------|-----------|--------------------------------|
|                            | Reserve | Region    | None.                          |
| <b>2001 Population</b>     | 5       | 1,986,965 |                                |
| Share of Region            | 0.00%   | 100%      |                                |
| Urban Population           | 0.0%    | 97.3%     |                                |
| Rural Population           | 100%    | 2.7%      |                                |
| Aboriginal People          | N/A     | 1.9%      |                                |
| Non-Aboriginal People      | N/A     | 98.1%     |                                |
| <b>1996 Population</b>     | 8       | 1,831,665 |                                |
| Change 1996-2001           | -3      | 155,300   |                                |
| % Change 1996-2001         | -37.5%  | 8.5%      |                                |
| <b>Land Area (sq. km.)</b> | 0.39    | 2,878.52  |                                |
| <b>Private Dwellings</b>   | 2       | 786,277   |                                |
| <b>Density</b>             |         |           |                                |
| People per Dwelling        | 2.50    | 2.53      |                                |
| People per sq.km.          | 13.0    | 690.3     |                                |

**Other Census data is not available for this Indian Reserve.**

---

### **Attachment 6: Bibliography**

2001 Census Bulletin #7 – “Aboriginal Population.” GVRD Policy and Planning Department. Greater Vancouver Regional District, Burnaby, January 2001.

Website: <http://www.gvrd.bc.ca>

2001 Community Profiles. Statistics Canada.

Website: <http://www12.statcan.ca/english/Profil01/PlaceSearchForm1.cfm>

Aboriginal Peoples of Canada. Aboriginal Canada Portal (Topic Based Tabulations – Keyword: Aboriginal Peoples of Canada).

Website: <http://www.aboriginalcanada.gc.ca>

BC Reserve Information. Canadian Reserve Community Profiles: Indian Life Online.

Website: <http://indianlife.org/reserves/bc/>

BC Treaty Commission

Website: <http://www.bctreaty.net/>

BC Treaty Negotiations Office. Government of British Columbia.

Website: <http://www.gov.bc.ca/tno/>

British Columbia First Nation Band Profiles. BC First Nations.

Website: <http://www.bcfn.org/profiles.htm>

Coull, Cheryl, *A Traveller's Guide to Aboriginal BC*. Whitecap Books, Vancouver, 1996

Duff, Wilson, *The Indian History of British Columbia: The Impact of the White Man*. Royal British Columbia Museum, Victoria, 1997.

*First Nation Profiles*. Indian and Northern Affairs Canada.

Website: <http://sdiprod2.inac.gc.ca/FNProfiles>

Lower Mainland Treaty Advisory Committee.

Website: <http://www.lmtac.bc.ca>

Muckle, Robert J. *The First Nations of British Columbia*. UBC Press, Vancouver, 1998.

*The GVRD, Treaty Negotiations and Identification of Corporate Interests: Revised Draft*.

Report prepared by the Greater Vancouver Regional District (GVRD), 1997

In addition to the sources listed above, the web sites of the individual First Nations listed in this document were referenced. More information on First Nations within the Greater Vancouver region can also be obtained from the GVRD's web site: <http://www.gvrd.bc.ca>

**Greater Vancouver Regional District  
Policy and Planning Department  
4330 Kingsway, Burnaby, BC, Canada V5H 4G8  
Tel: 604.432.6375 Fax: 604.436.6970  
Web: [www.gvrd.bc.ca](http://www.gvrd.bc.ca)**