

# HOMELESSNESS IN METRO VANCOUVER: A FOCUS ON GENDER

March 8th 2017

## ABOUT

A point-in-time homeless count took place in Metro Vancouver on March 8th 2017. A total of 3,605 individuals were found to be experiencing homelessness. This graphic provides a breakdown by gender of the information collected. Not every person who was counted participated in the survey, as such, the number of responses varies between questions.

NOTE: In 2017, the gender question was changed to reflect modern concepts of gender identity. Gender indicators were asked in two questions: one which focused on personal gender identity (man/woman/another gender identity), and a second on whether an individual identified as transgender. Although 21 individuals identified as another gender, this data is not analyzed due to the small sample size.

## KEY FINDINGS

1

One quarter of men were 55+ years old, compared with 16% of women

2

Two in five women were under 25 years old

3

Women were 50% more likely than men to identify as Indigenous/Aboriginal

4

Women were more than twice as likely as men to identify as LGBTQ2+

5

Women were nearly 3 times more likely than men to cite family breakdown/abuse/conflict


6

Women reported higher rates of mental illness, physical disability and medical conditions


## IDENTITY



72%  
MALE

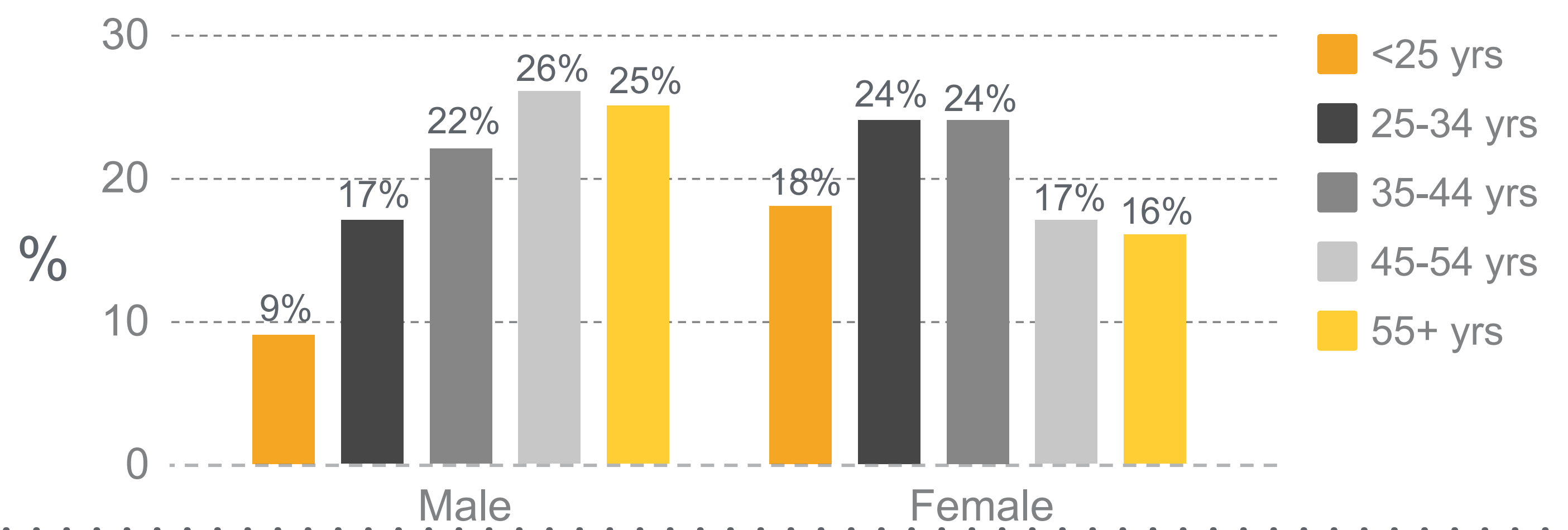


27%  
FEMALE



1%  
ANOTHER  
GENDER

## AGE



## INDIGENOUS

30%

OF  
MEN

45%

OF  
WOMEN

IDENTIFIED AS INDIGENOUS / ABORIGINAL OR HAD INDIGENOUS / ABORIGINAL ANCESTRY

## LGBTQ2+

6%

OF  
MEN

13%

OF  
WOMEN

IDENTIFIED AS LESBIAN, GAY, BISEXUAL, TWO-SPIRIT, QUEER OR QUESTIONING

## BARRIERS

"WHAT DO YOU THINK IS KEEPING YOU FROM FINDING A PLACE OF YOUR OWN?"  
FAMILY BREAKDOWN/ABUSE/CONFLICT:

9%

OF  
MEN

26%

OF  
WOMEN

## HEALTH

