



Burnaby Lake Regional Park

5.2 Regional Parks State of the Assets Report

Jeffrey Fitzpatrick

Division Manager, Regional Park Design and Development

February 10, 2021

Regional Parks Committee

metrovancouver

REGIONAL PARK ASSETS

Natural Assets – the ecosystems protected within the regional park system

Built Assets – facilities that provide access and support land management

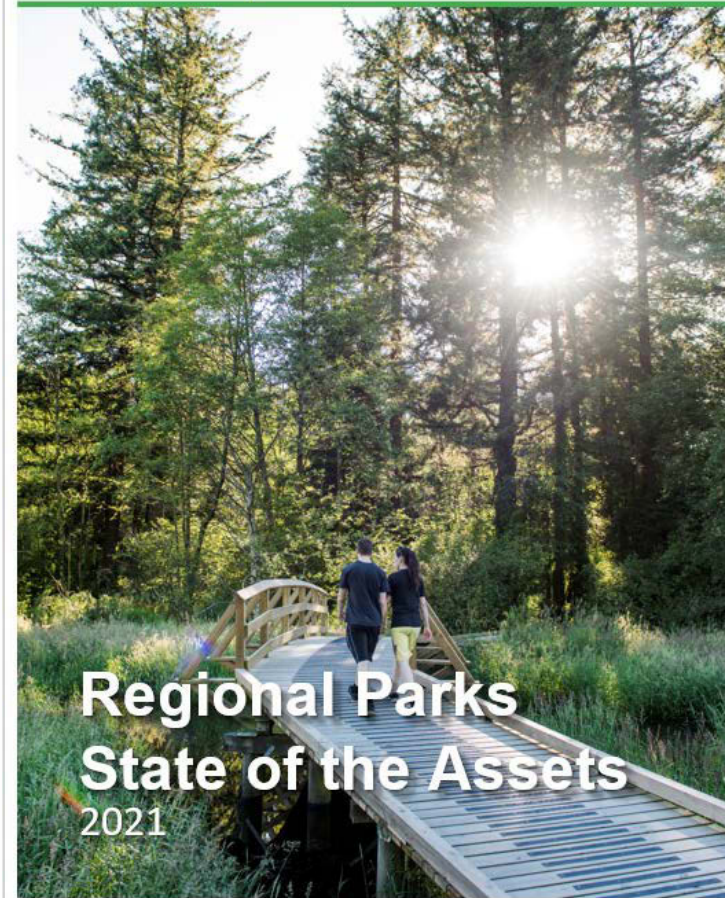


Tynehead Regional Park

Regional Parks Committee

REGIONAL PARKS STATE OF THE ASSETS

- Inventory, condition and value assessment of built assets
- Preliminary condition assessment of natural assets



ASSET MANAGEMENT



Aldergrove Regional Park
Regional Parks Committee

ASSET MANAGEMENT

- Asset Management Policy (2019)
- State of the Buildings Report (2020)
- ***State of the Assets Report (2021)***
- Building Strategy (*forthcoming 2021*)
- Asset Management Plan (*forthcoming 2021*)



Pacific Spirit Regional Park

NATURAL ASSETS

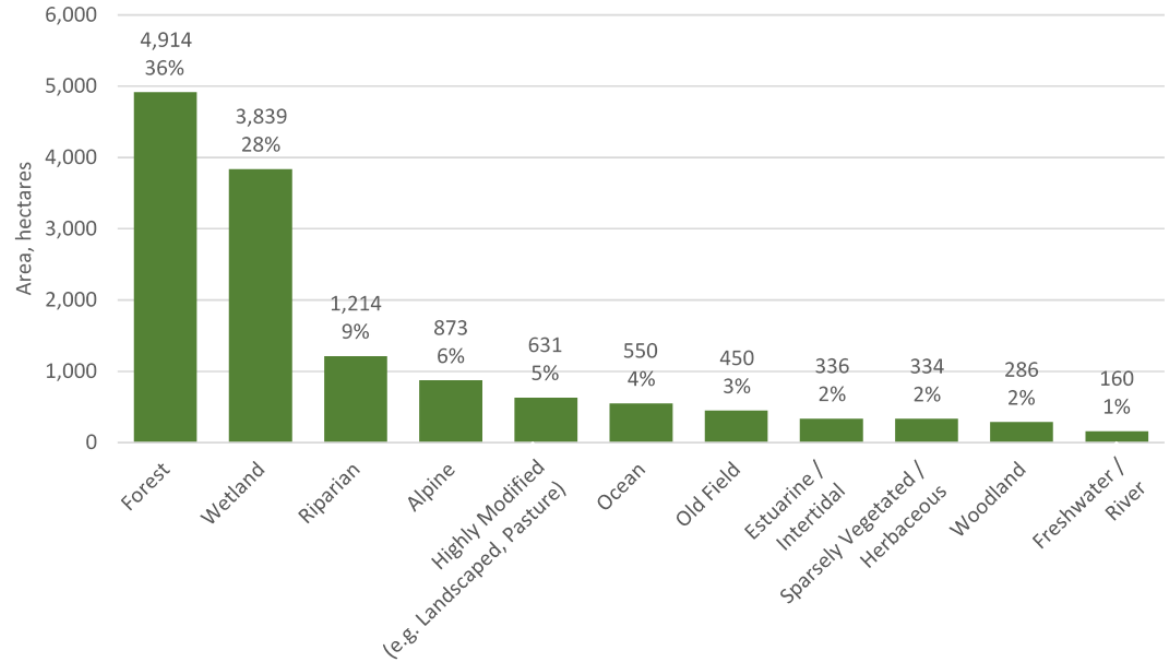
80% of SEI ecosystems
in regional parks were
rated 'higher quality'



Regional Parks Committee

NATURAL ASSETS

- Diversity of habitat types
- Ecosystem services: health, creation, clean air and water, habitat, biodiversity



BUILTS ASSETS



Barriers

Quantity: **65 km** fencing
1597 gates + bollards
Average Condition: **GOOD**



Bridges & Boardwalks

Quantity: **623**
Average Condition: **GOOD**



Buildings

Quantity: **340**
Average Condition: **FAIR**



Trails

Quantity: **290 km**
Average Condition: **GOOD**



Land Protection

Quantity: **64 km** linear assets
1,415 features
Average Condition: **GOOD**



Park Fixtures

Quantity: **1514**
Average Condition: **GOOD**



Recreational Facilities

Quantity: **13**
Average Condition: **FAIR**



Utilities

Quantity: **93 km** utility lines
2430 utility point feature
Average Condition: **FAIR**



Roads & Parking Lots

Quantity: **43 km** roads
3783 parking stalls
Average Condition: **FAIR**



Signs

Quantity: **65** entry signs
77 information kiosks
Average Condition: **GOOD**



Structures

Quantity: **99**
Average Condition: **GOOD**

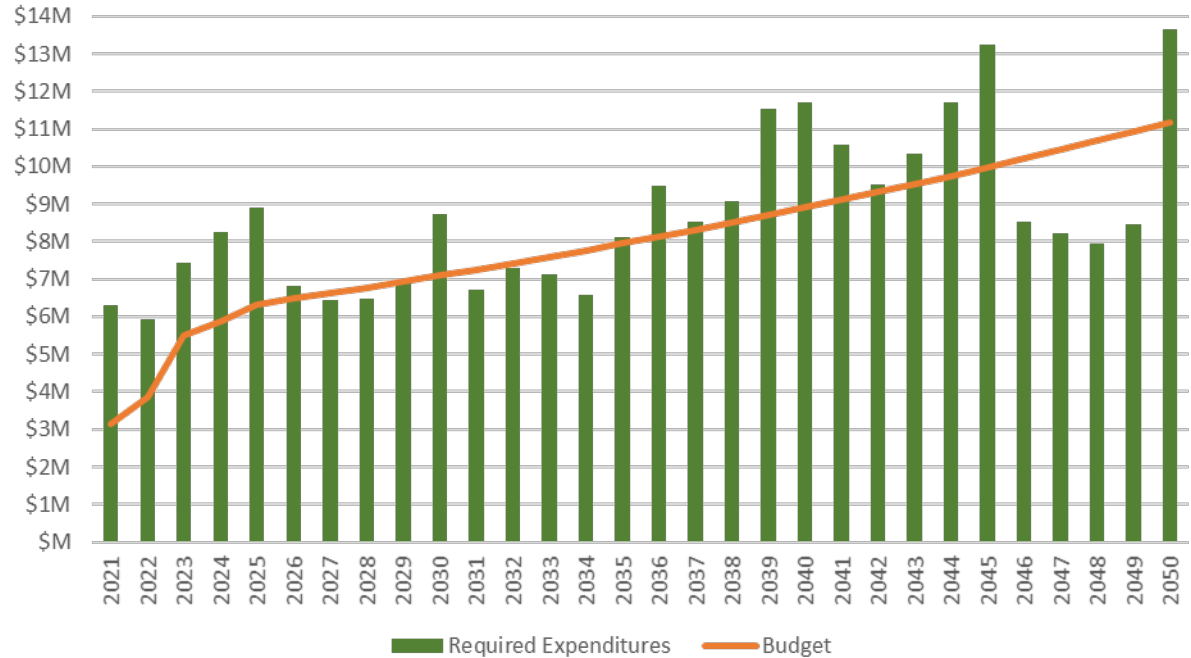
BUILT ASSETS

CATEGORY	CONDITION	REPLACEMENT VALUE
Barriers	Good	\$7 million
Bridges and Boardwalks	Good	\$33 million
Buildings	Fair	\$112 million
Land Protection	Good	\$32 million
Park Fixtures	Good	\$4 million
Recreational Facilities	Good	\$4 million
Roads and Parking Lots	Fair	\$46 million
Signs	Good	\$4 million
Structures	Good	\$4 million
Trails	Good	\$26 million
Utilities	Fair	\$20 million
TOTAL		\$292 million

PROJECTED 30 YEAR RENEWAL EXPENDITURE REQUIREMENTS

Required
Expenditures:
\$8.7 million
average per year

Budget:
\$8.0 million
average per year



BUILT ASSETS

Trails – Inventory and Replacement Value

	Length (km)	Area (m ²)	Cost per m2	Asset Value
Paved Surfaces	15	45,877	115	\$5.3 M
Gravel Surfaces (road/trail)	3	11,219	65	\$0.7 M
Gravel Surfaces (trail)	187	414,193	45	\$18.6 M
Natural Surfaces	85	132,455	7	\$0.9 M
Beach Accessibility Path	0.1	178	117	\$20,826
	290	603,922		\$25.6 M

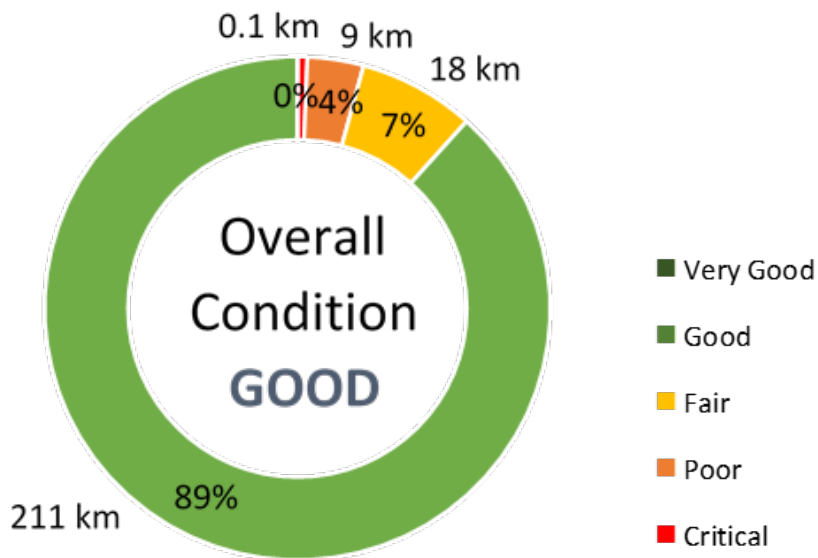
	Number of Steps	Cost per Step	Asset Value
Steps	3426	\$225	\$0.8 M
Total Trails + Steps			\$26.4 M



Colony Farm Regional Park

BUILT ASSETS

Trails – Condition Assessment

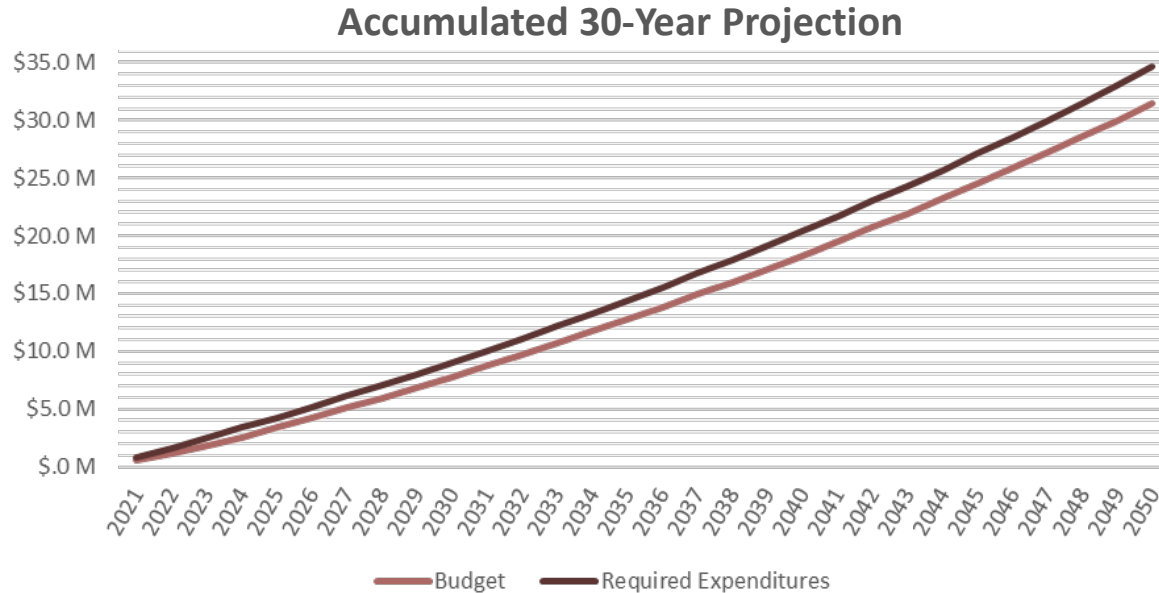


Colony Farm Regional Park

Regional Parks Committee

BUILT ASSETS

Trails – Projected Renewal Expenditure Requirements



5-year Trails Budget

2021 **\$550,000**

2022 **\$600,000**

2023 **\$650,000**

2024 **\$750,000**

2025 **\$825,000**

Colony Farm Regional Park

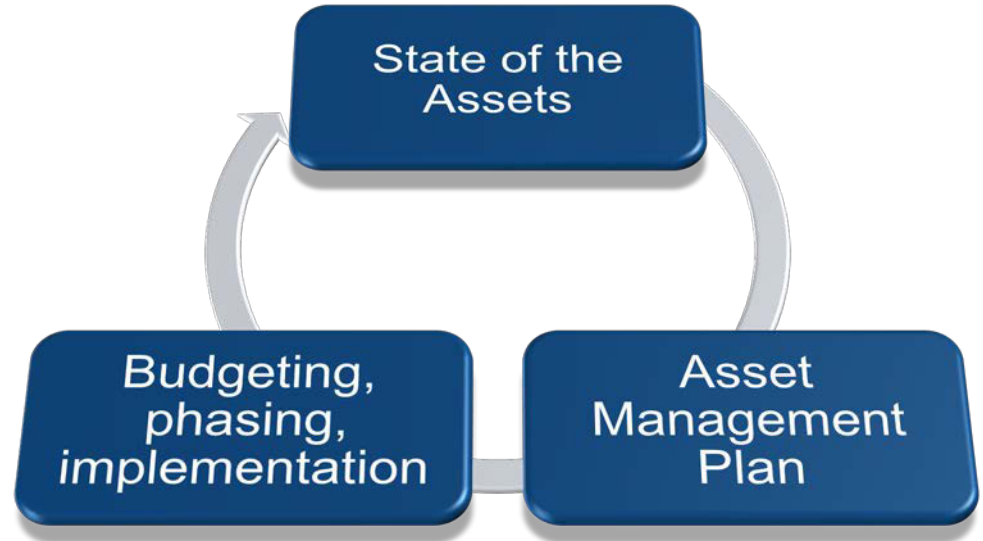
CHALLENGES AND CONSIDERATIONS

- Climate change
- Increased visitation
- Aging and undersized infrastructure
- Complexity of work
- Environmental and archeological investigation and permitting requirements



NEXT STEPS

Building Strategy & Asset Management Plan





Colony Farm Regional Park

Regional Parks Committee

metrovancouver
Together we make our region strong